

Nice Côte d'Azur Airport

NCE/LFMN

Summer 2017 - Start Of Season Report

Report data extraction date: 29 March 2017

Table of contents

Evolution of allocated slots at the Start Of Season (SOS)	2
Total slots by operator – TOP15	2
Size of aircraft.....	5
Allocated slots by destination	6
Geographical distribution of allocated slots	8
Slots distribution by service type	8
NCE S17 - Airport Coordination Parameters.....	9
Graphics: Initial demand.....	10
Graphics: SOS Allocated slots.....	12
Slots allocation by operator	14

The contents of this report may not be reproduced without the written consent of COHOR.

Evolution of allocated slots at the Start Of Season (SOS)

Summer 2016 (31 weeks): 75 580 Allocated Slots

Summer 2017 (31 weeks): 77 023 Allocated Slots

Allocated slots at SOS increased by  1.91% from S16 to S17 (on average per week).

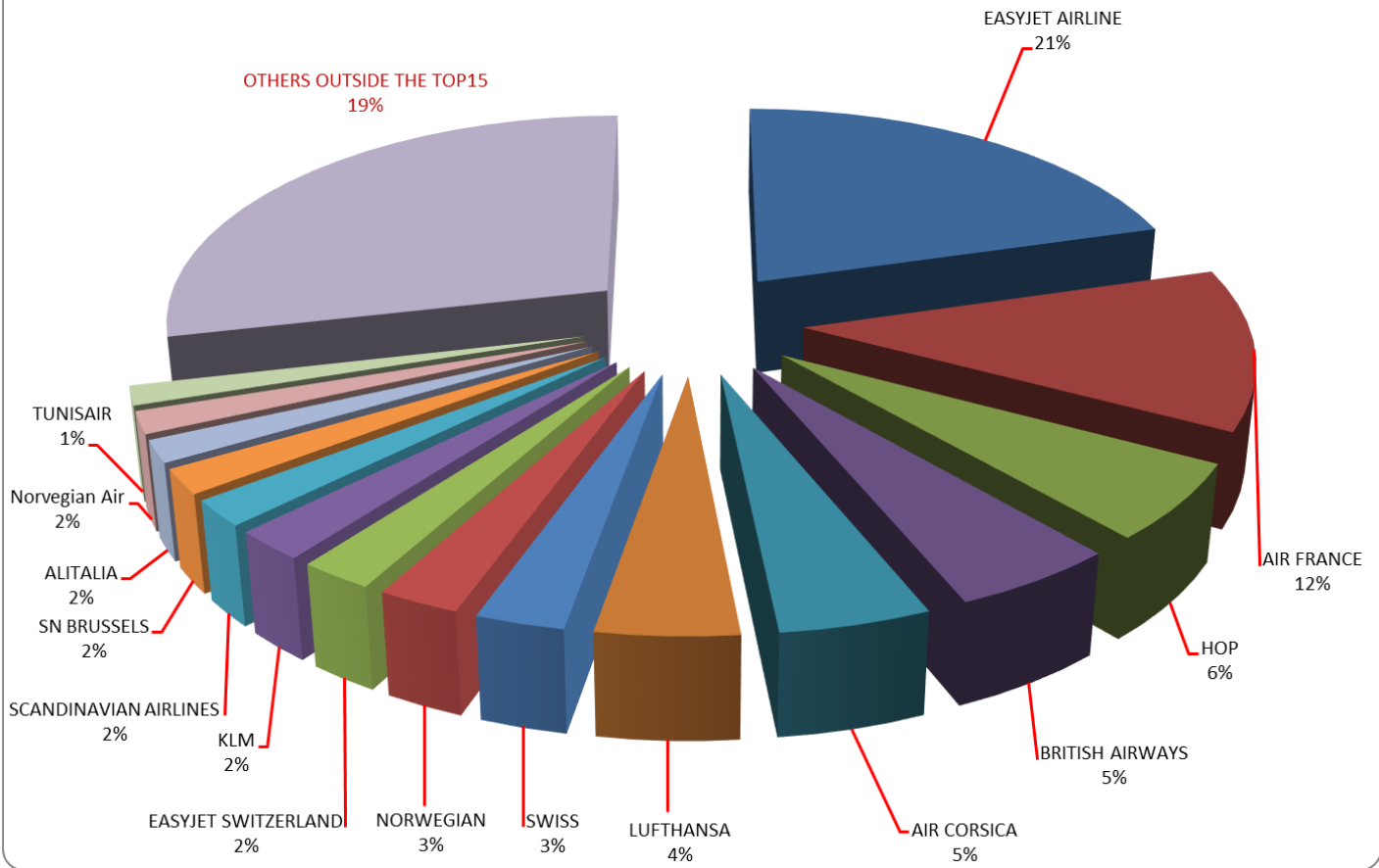
Slots Allocated OK S17: 99,59%

Total slots by operator – TOP15

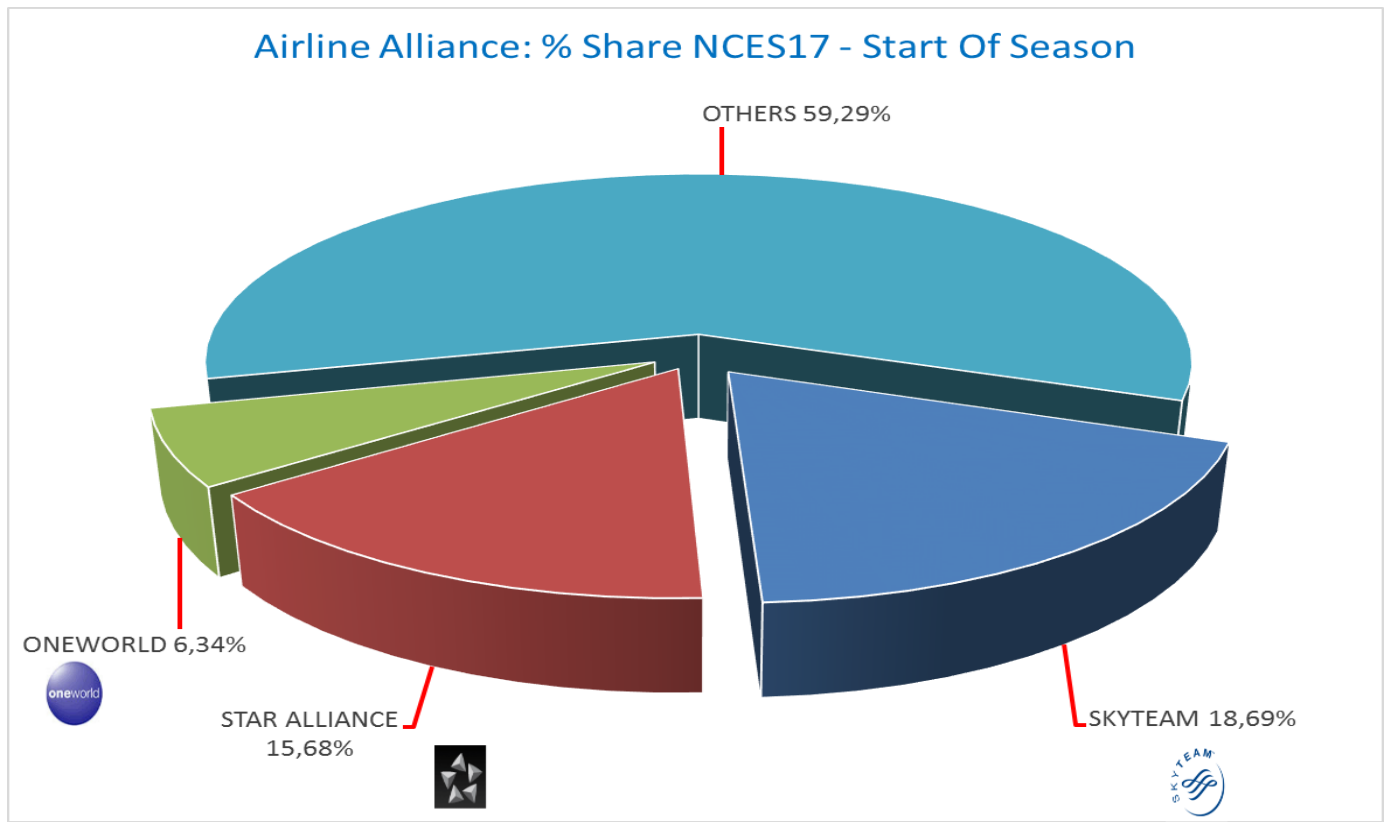
Airline	S16	%SHARE S16	S17	%SHARE S17	%CHANGE (on average per week)
EASYJET AIRLINE	14 547	19,25%	15 794	20,51%	8,57%
AIR FRANCE	9 669	12,79%	9 432	12,25%	-2,45%
HOP	4 748	6,28%	4 464	5,80%	-5,98%
BRITISH AIRWAYS	4 304	5,69%	3 978	5,16%	-7,57%
AIR CORSICA	3 769	4,99%	3 610	4,69%	-4,22%
LUFTHANSA	3 639	4,81%	3 392	4,40%	-6,79%
SWISS INTERNATIONAL AIRLINES	2 265	3,00%	2 120	2,75%	-6,40%
NORWEGIAN	2 872	3,80%	1 964	2,55%	-31,62%
EASYJET SWITZERLAND	1 888	2,50%	1 774	2,30%	-6,04%
KLM	1 736	2,30%	1 754	2,28%	1,04%
SCANDINAVIAN AIRLINES	1 516	2,01%	1 540	2,00%	1,58%
SN BRUSSELS AIRLINES	1 478	1,96%	1 456	1,89%	-1,49%
ALITALIA	1 076	1,42%	1 293	1,68%	20,17%
Norwegian Air International Ltd	368	0,49%	1 292	1,68%	251,09%
TUNISAIR	1 204	1,59%	1 124	1,46%	-6,64%
OTHERS	20 501	27,12%	22 036	28,61%	7,49%
GRAND TOTAL	75 580	100,00%	77 023	100,00%	1,91%
Part of AF/KL Group*	16 993	22,48%	16 656	21,62%	-1,98%

* AIRFRANCE - HOP - KLM - TRANSAVIAFRANCE - TRANSAVIAHOLLANDE

NCE S17 Start Of Season - Distribution by Airline



Slots distribution per alliance



ONEWORLD - Members Airlines (source : fr.oneworld.com 29Oct15)

AIR BERLIN - AMERICAN AIRLINES - BRITISH AIRWAYS - CATHAY PACIFIC - FINNAIR - IBERIA - JAPAN AIRLINES -
LATAM - MALAYSIA AIRLINES - QANTAS - QATAR AIRWAYS - ROYAL JORDANIAN - S7 AIRLINES - Sri Lankan Airlines - TAM

SKYTEAM - Members Airlines (source : www.skyteam.com 29Oct15)

AEROFLOT - AEROLINEAS ARGENTINAS - AEROMEXICO - AIREUROPA - AIRFRANCE - ALITALIA - CHINA AIRLINES - CHINA EASTERN AIRLINES -
CHINA SOUTHERN AIRLINES - CZECH AIRLINES - DELTA AIR LINES - GARUDA INDONESIA - KENYA AIRWAYS - KLM - KOREAN AIR
Middle East Airlines - SAUDIA - TAROM - VIETNAM AIRLINES - XIAMENAIR

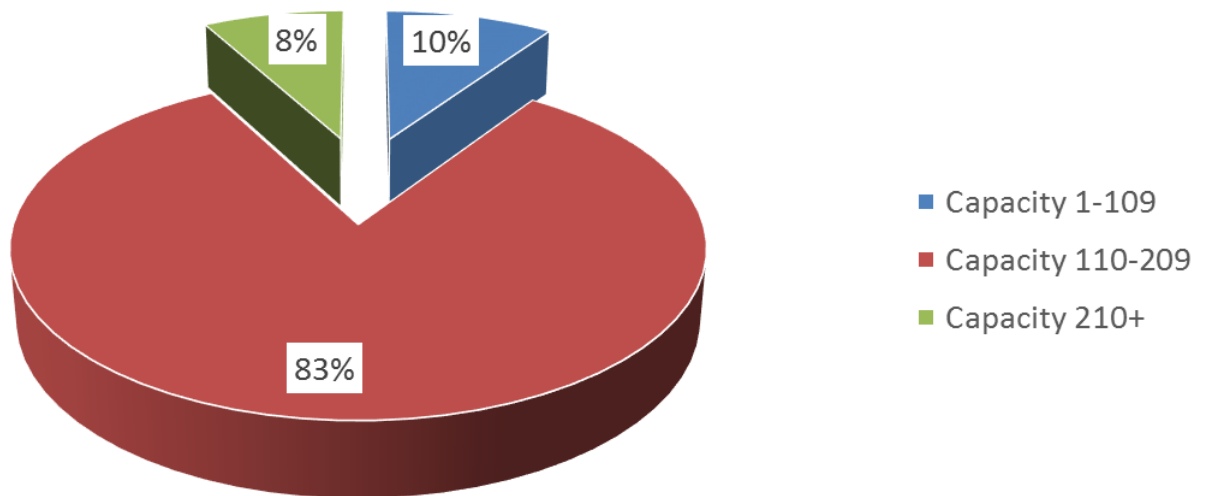
STAR ALLIANCE - Members Airlines (source : www.staralliance.com 29Oct15)

ADRIA AIRWAYS - AEGEAN AIRLINES - AIR CANADA - AIR CHINA - AIR INDIA - AIR NEW ZEALAND - ANA - ASIANA AIRLINES - AUSTRIAN AIRLINES
AVIANCA TACA HOLDINGS - BRUSSELS AIRLINES - COPAAIRLINES - CROATIA AIRLINES - EGYPTAIR - ETHIOPIAN AIRLINES - EVA AIR
LOT POLISH AIRLINES - LUFTHANSA - SCANDINAVIAN AIRLINES - SHENZHEN AIRLINES - SINGAPORE AIRLINES - SOUTH AFRICAN AIRWAYS
SWISS - TAP PORTUGAL - THAI - TURKISH AIRLINES - UNITED

Size of aircraft

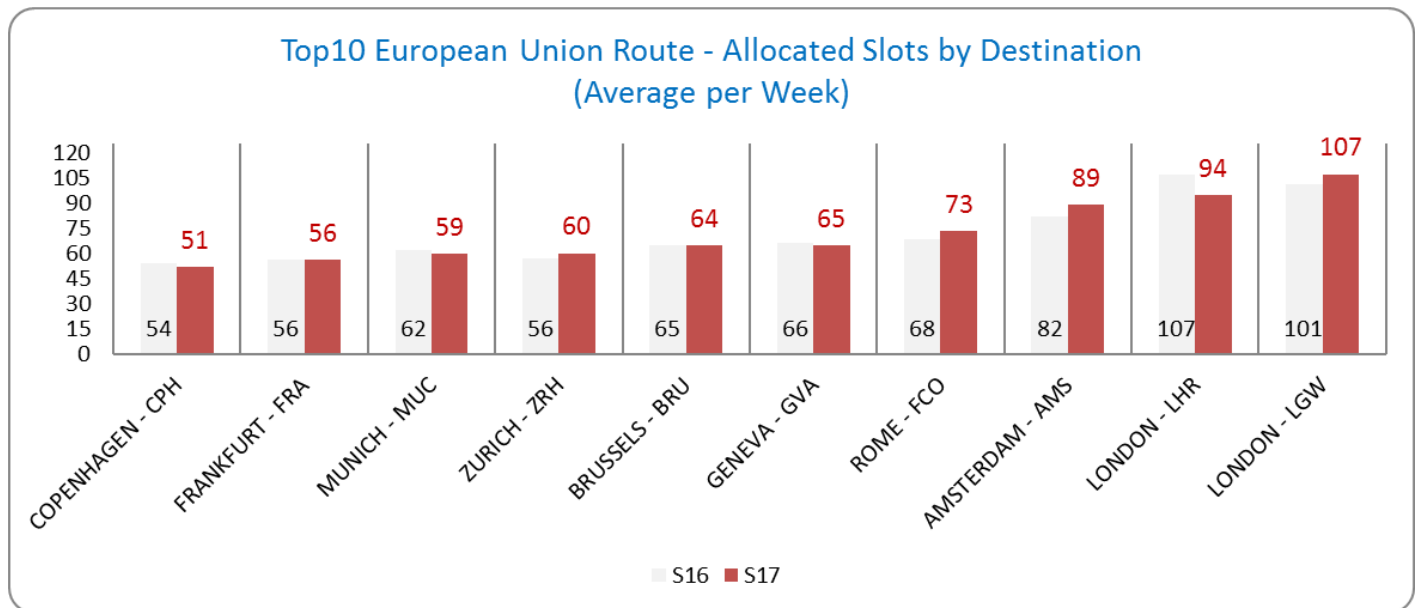
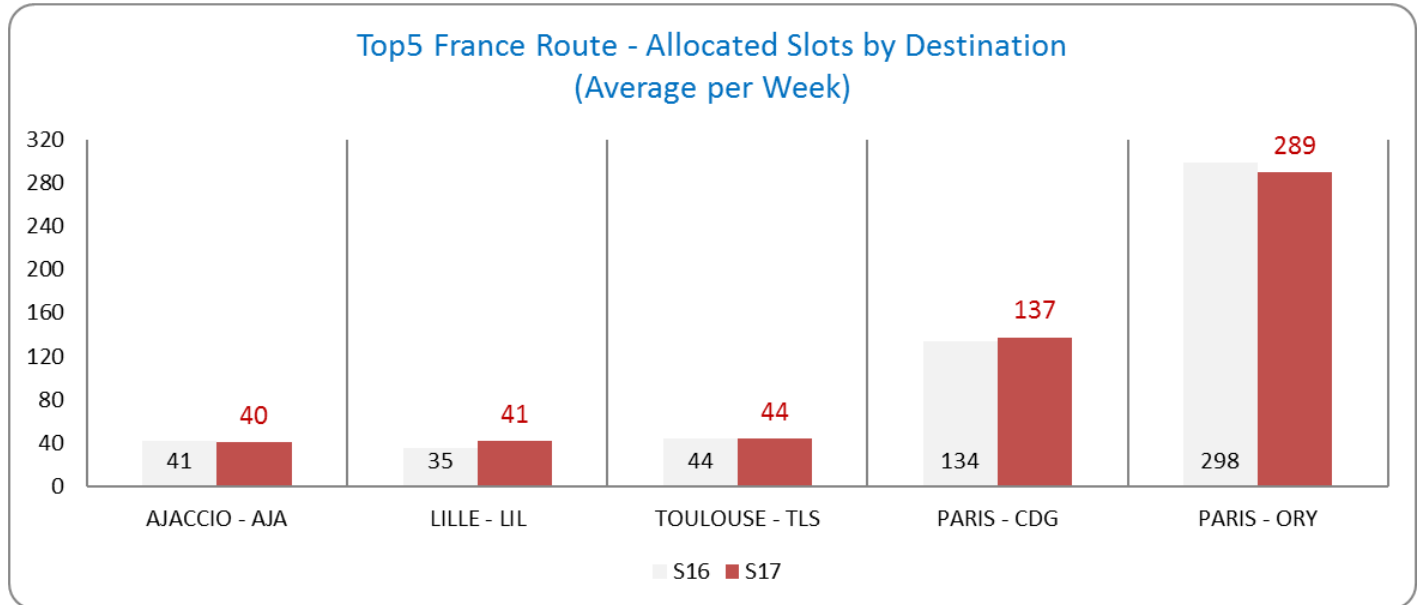
	S16	S17	Evolution
Average Size of Aircraft (Seats)	153	160	4,5%
Total Passenger Seat Offer	11 356 635	12 076 149	6,3%

NCES17: Passenger Aircraft Size Distribution

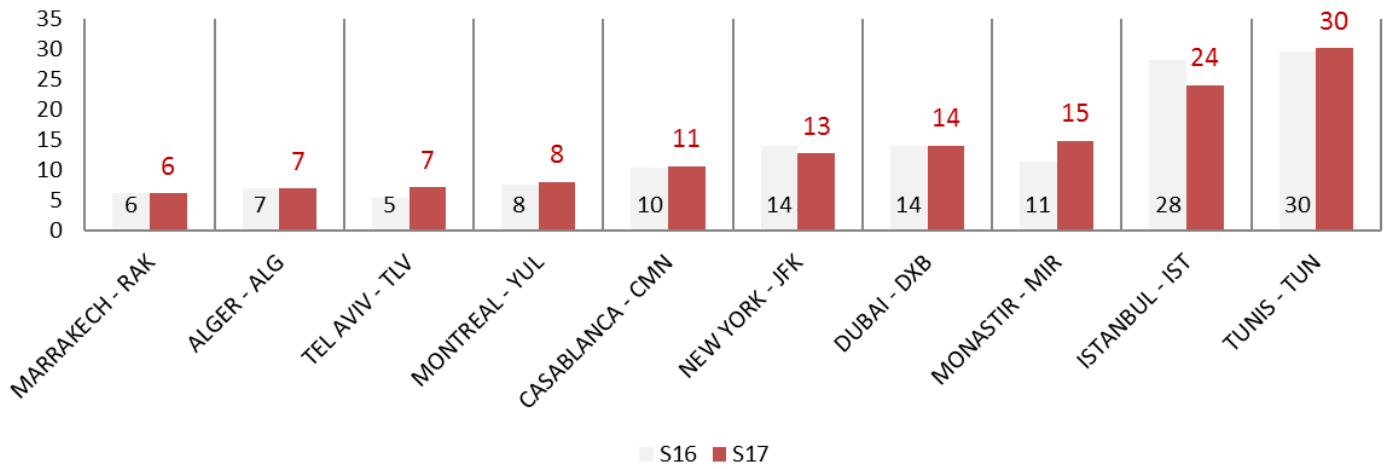


Allocated slots by destination

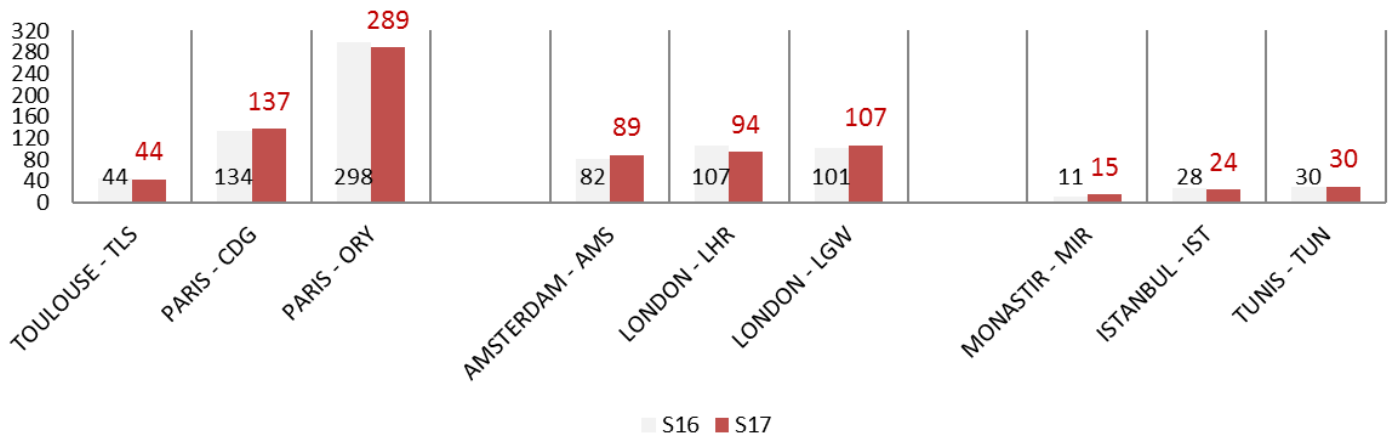
(NCES16 vs NCES17)



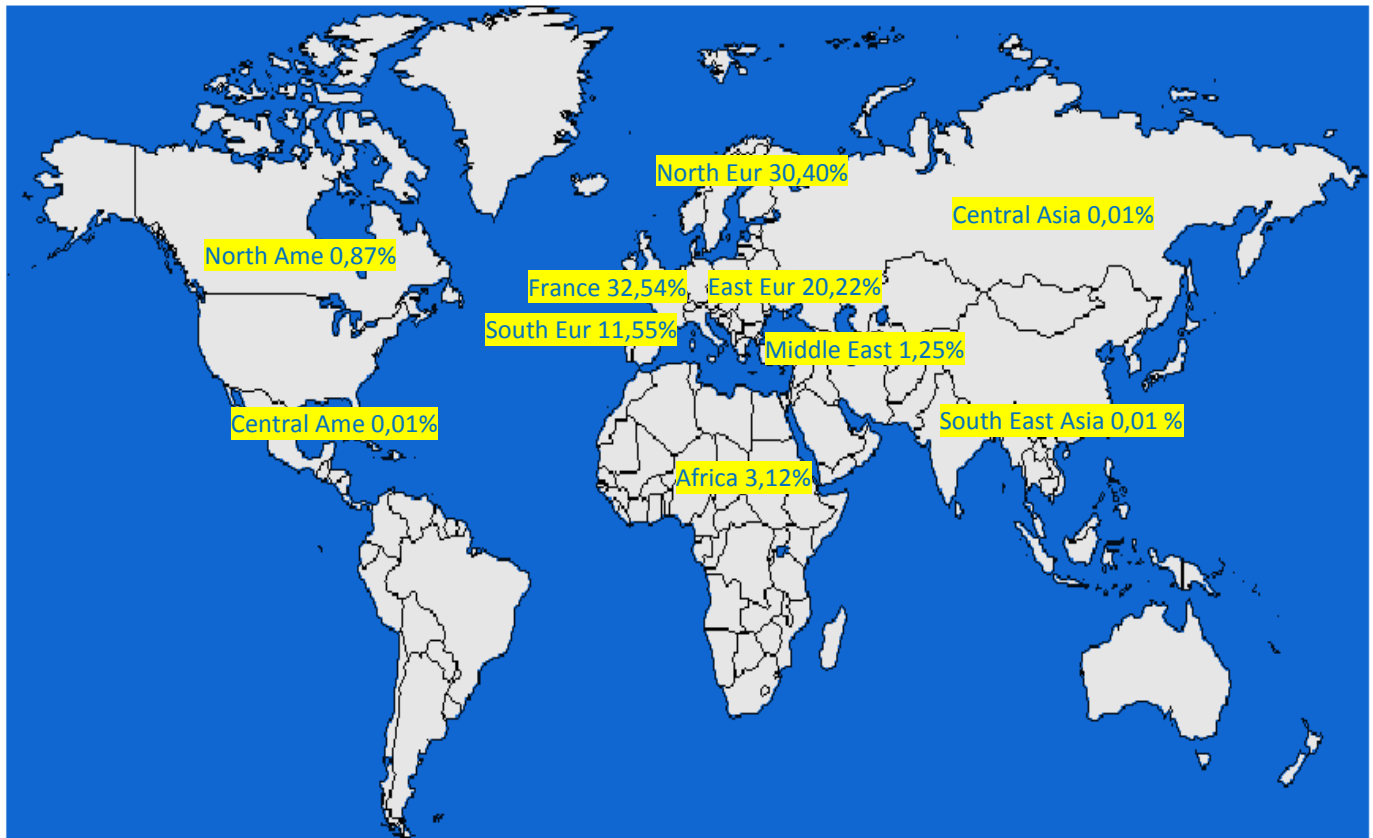
Top10 International Route - Allocated Slots by Destination
(Average per Week)



Comparison of first 3 destinations for each group
Allocated Slots by Destination
(Average per Week)



Geographical distribution of allocated slots



Slots distribution by service type

Group Services for All Destinations	S17	S16
Regular Services	97,73%	97,80%
Others	1,21%	0,95%
Freight Services	0,70%	0,72%
Technical Services	0,20%	0,14%
Charter Services	0,17%	0,40%

NCE S17 - Airport Coordination Parameters

Runway scheduling limits :

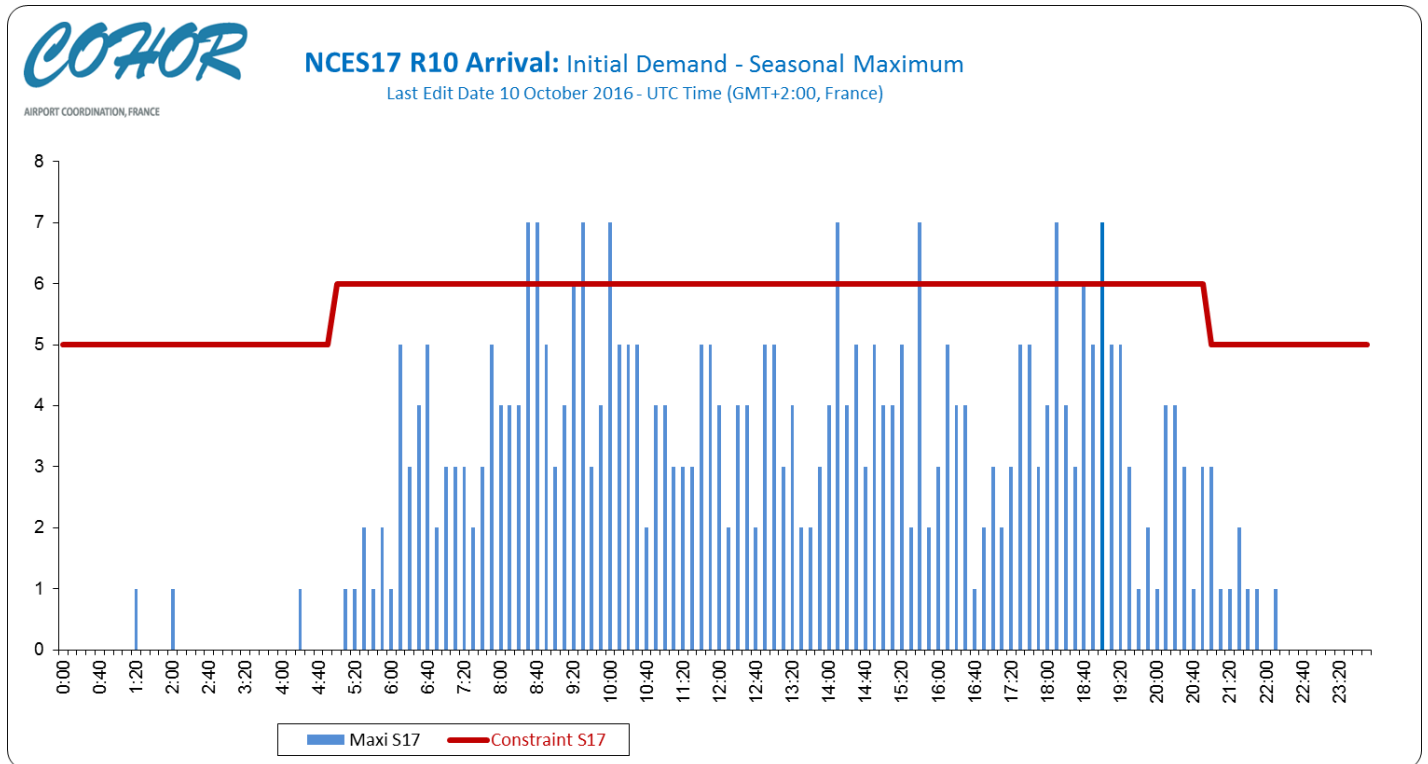
NCE RUNWAY CAPACITY S17						
	Arrivals	Arrivals	Departures	Departures	Total	Total
Local Time	/10min	/60min with a 10min step	/10min	/60min with a 10min step	/10min	/60min with a 10 min step
07:00-22:59	6	30	7	30	9	50
23:00-06:59	5	12	5	-	6	22

Terminal constraints: None

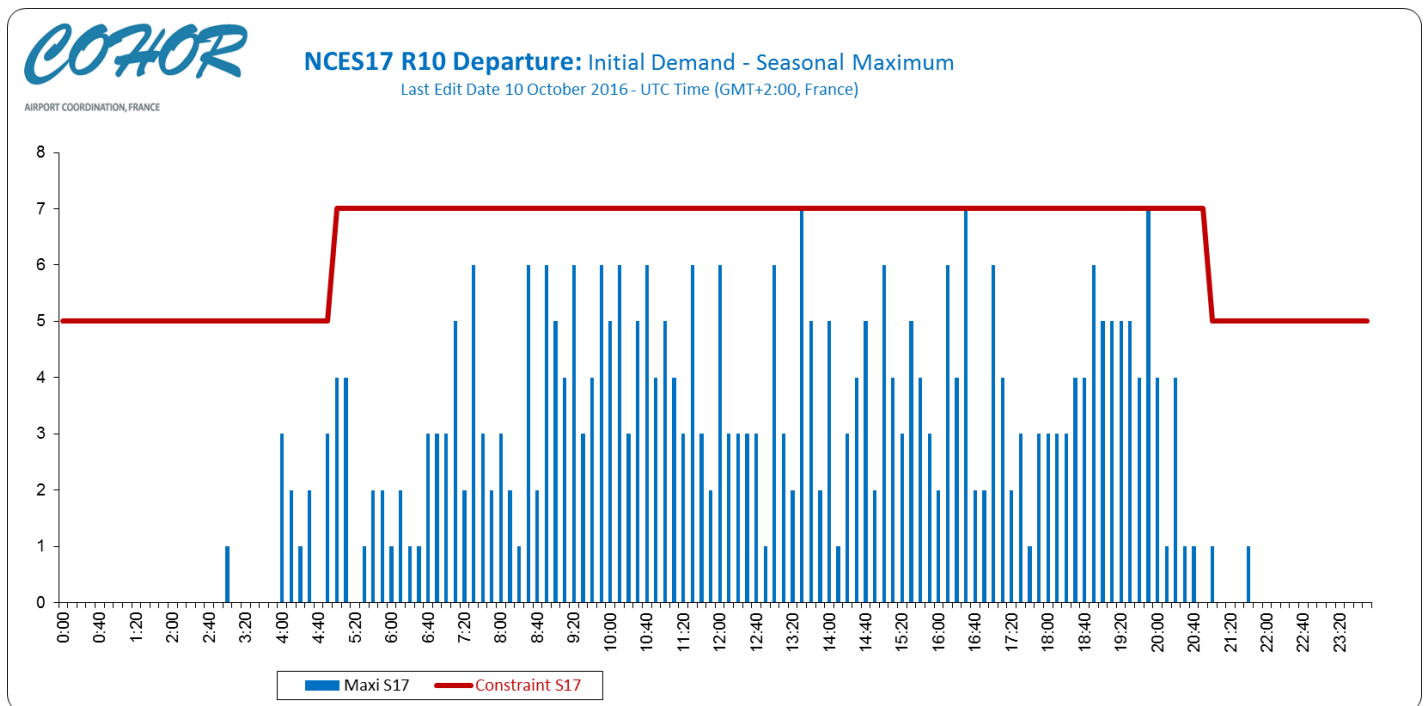
Parking constraints: Turnrounds over 4 hours are submitted to stand allocation

Graphics: Initial demand

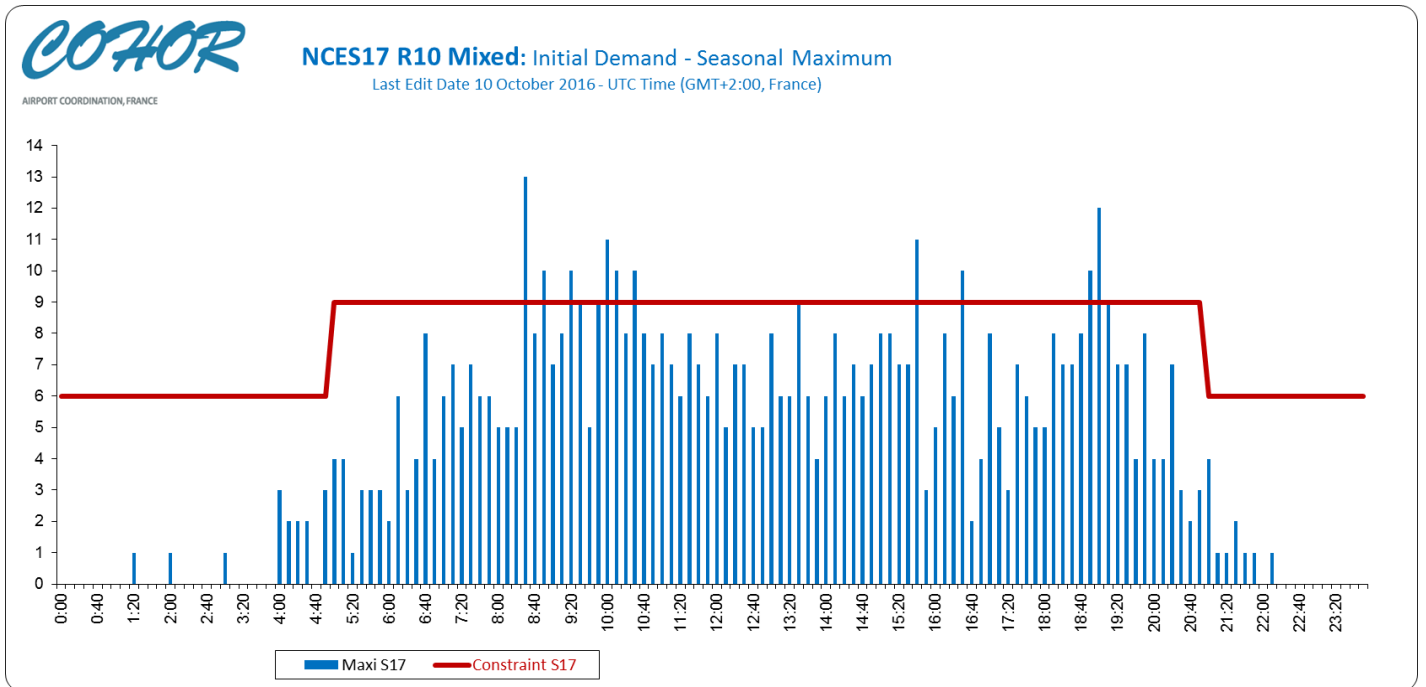
NCES17 R10 Arrival



NCES17 R10 Departure

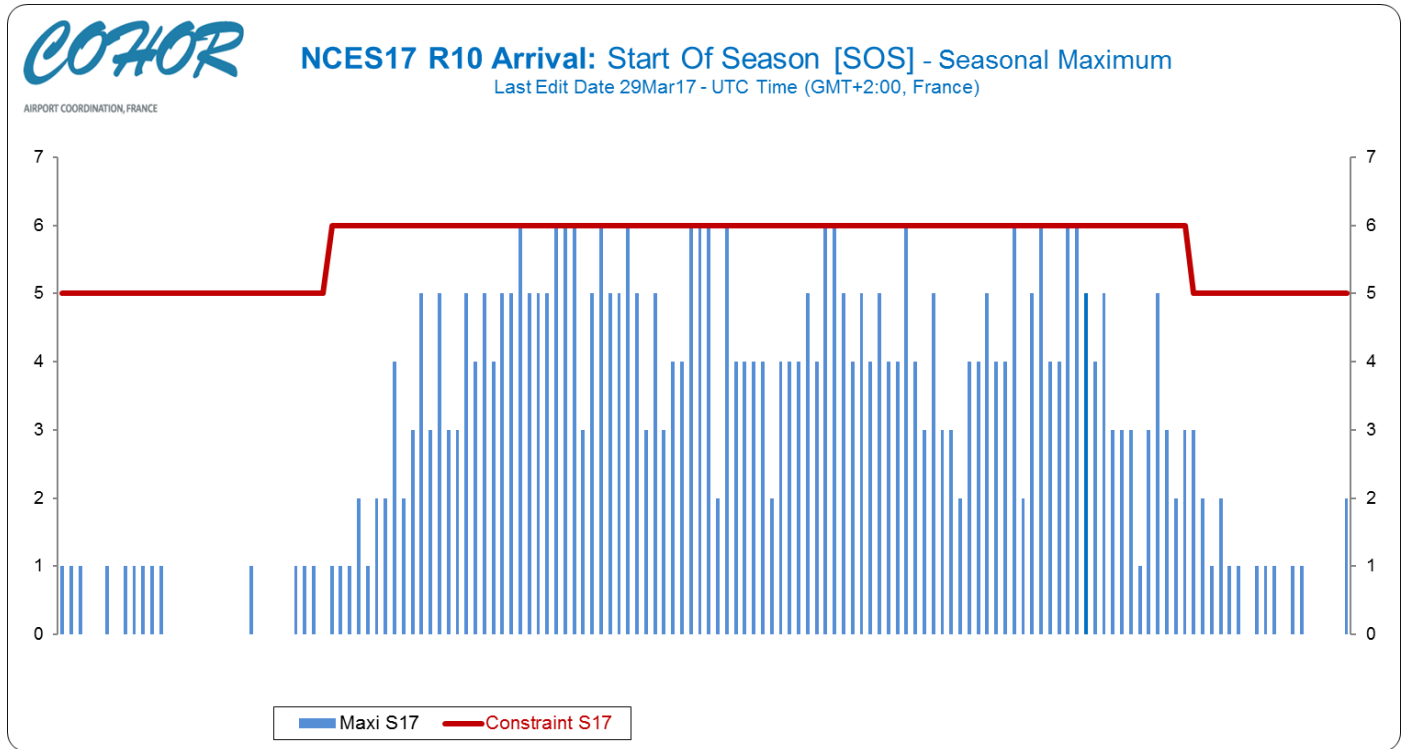


NCES17 R10 Mixed

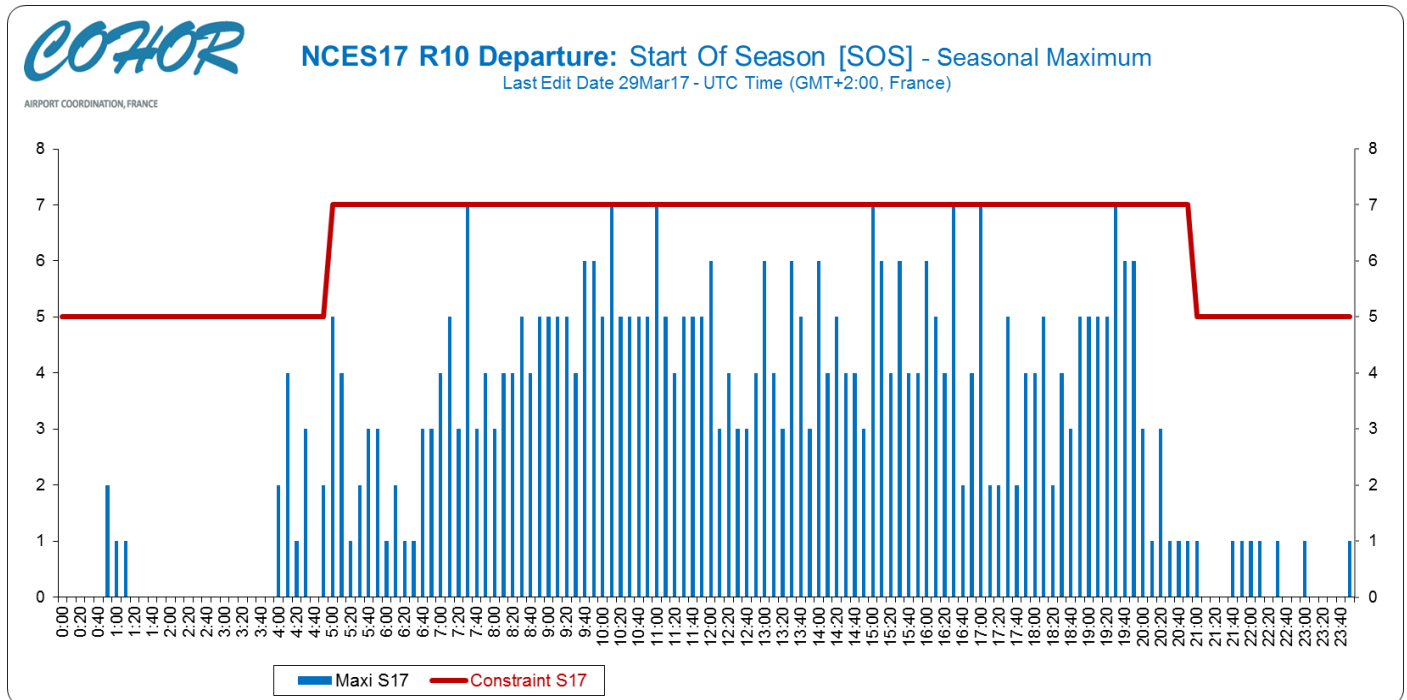


Graphics: SOS Allocated slots

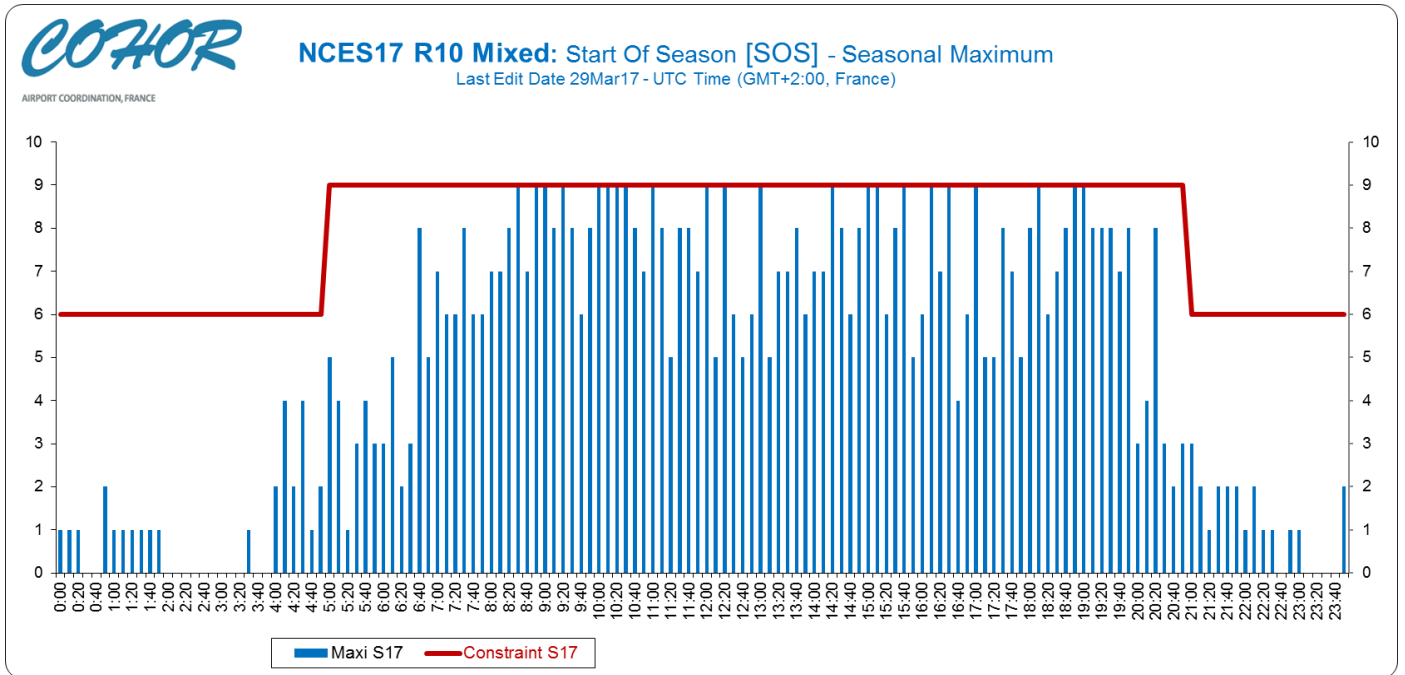
NCES17 R10 Arrival



NCES17 R10 Departure



NCES17 R10 Mixed



Slots allocation by operator

Airline	Total Slot
ADRIA AIRWAYS	2
AEGEAN AIRLINES	178
AER LINGUS	530
AEROFLOT RUSSIAN AIRLINES	938
AIGLE AZUR TRANSPORTS AERIENS	4
AIR ALGERIE	428
AIR BALTIC	192
AIR BERLIN	434
AIR CANADA	152
AIR CORSICA	3 610
AIR FRANCE	9 432
AIR NOSTRUM	1 030
AIR TRANSAT	96
AIR X CHARTER	2
ALITALIA	1 293
APG AIRLINES	220
ARKIA ISRAELI AIRLINES	2
ASL AIRLINES FRANCE	308
AUSTRIAN AIRLINES	836
AVIATIQ	2
BELAVIA BELARUSSIAN AIRLINES	132
BLUE AIR-AIRLINE	272
BMI REGIONAL	4
BRITISH AIRWAYS	3 978
CARPATAIR	2
CHALAIR	70
CITY FLYER EXPRESS	612
CITYJET	4
CODE ASSISTANT AVIAPARTNER	237
CODE ASSISTANT SWISSPORT	153
CROATIA AIRLINES	80
CSA CZECH AIRLINES	320
DANISH AIR TRANSPORT	2
DARWIN AIRLINES	2
DELTA AIR LINES	396
EASTERN AIRWAYS LIMITED	2
EASYJET AIRLINE	15 794
EASYJET SWITZERLAND	1 774
EL AL	160
EMIRATES	434

Airline	Total Slot
ENTER AIR	2
EUROWINGS	884
FEDEX EXPRESS	248
FINNAIR	304
FLYLAL	4
GERMANWINGS	1 052
HELVETIC AIRWAYS	2
HOP	4 464
IBERIA EXPRESS	434
JETAIRFLY	240
JET2.COM	418
JOTAAVIATION	2
KLM	1 754
LOT POLISH AIRLINES	494
LUFTHANSA	3 392
LUXAIR	440
MAP HANDLING EXECUTIVE	348
MERIDIANA FLY SPA	70
MIDDLE EAST AIRLINES	136
MISTRAL AIR	114
MONARCH AIRLINES	104
NEOS	4
NETJETS TRANSPORTES AEREOS S.A.	192
Norwegian Air International Ltd	1 292
NORWEGIAN	1 964
NOUVELAIR TUNISIE	326
PRIMERA AIR	46
QATAR AIRWAYS	168
Regional Jet Ou	4
ROSSIYA AIRLINES	778
ROYAL AIR MAROC	328
RYANAIR LTD	674
SCANDINAVIAN AIRLINES	1 540
SIAVIA	326
SKYTAXI	240
SN BRUSSELS AIRLINES	1 456
SUNEXPRESS DEUTSCHLAND	4
SWISS INTERNATIONAL AIRLINES	2 120
TAP PORTUGAL	1 084
TAROM	124
THY TURKISH AIRLINES	744
TITAN AIRWAYS	6
TRANSAVIA AIRLINES	1 006
TUNISAIR	1 124

Airline	Total Slot
TWIN-JET	36
UKRAINE INTL AIRLINES	104
VOLOTEA SL	802
VUELING AIRLINES	1 082
WIZZ AIR	414
XL AIRWAYS FRANCE	12