

Lyon St Exupéry Airport LYS/LFLL

Summer 2018 - Start Of Season Report

Report data extraction date: 27 March 2018

Table of contents

Evolution of allocated slots at the Start Of Season (SOS)	2
Slots distribution per alliance	4
Size of aircraft	5
Allocated slots by destination	6
Geographical distribution of allocated slots	8
Slots distribution by service type	8
LYSS18 - Airport Coordination Parameters	9
Graphics: Initial demand	10
Graphics: SOS Allocated slots	12
Slots allocation by operator	14

The contents of this report may not be reproduced without the written consent of COHOR.

Evolution of allocated slots at the Start Of Season (SOS)

Summer 2017 (31 weeks): 70 935 Allocated Slots

Summer 2018 (31 weeks): 71 836 Allocated Slots

Allocated slots at SOS increased by  1,27% from S17 to S18 (on average per week).

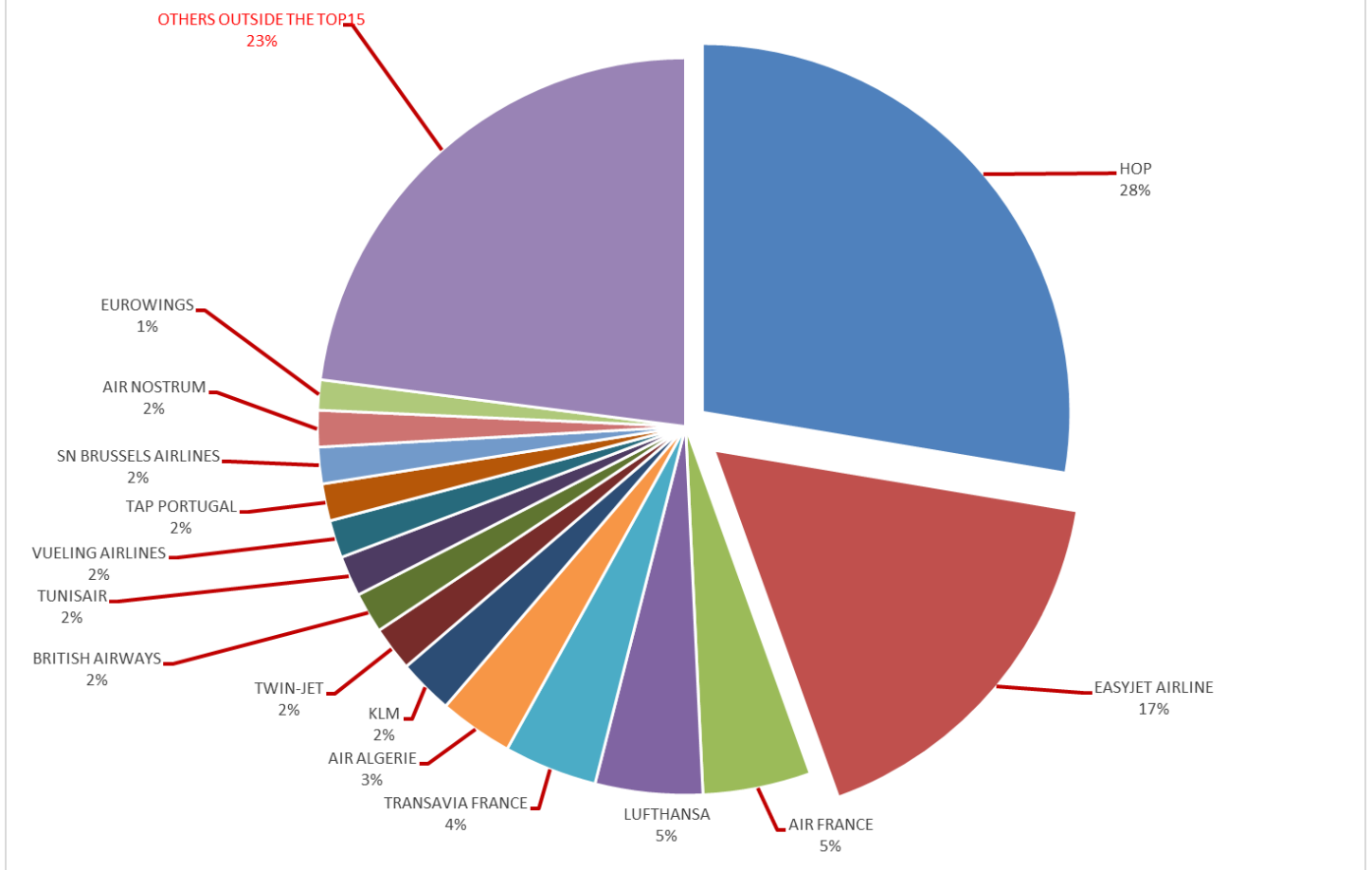
Slots Allocated OK S18: 99,63%

Total slots by operator – TOP15

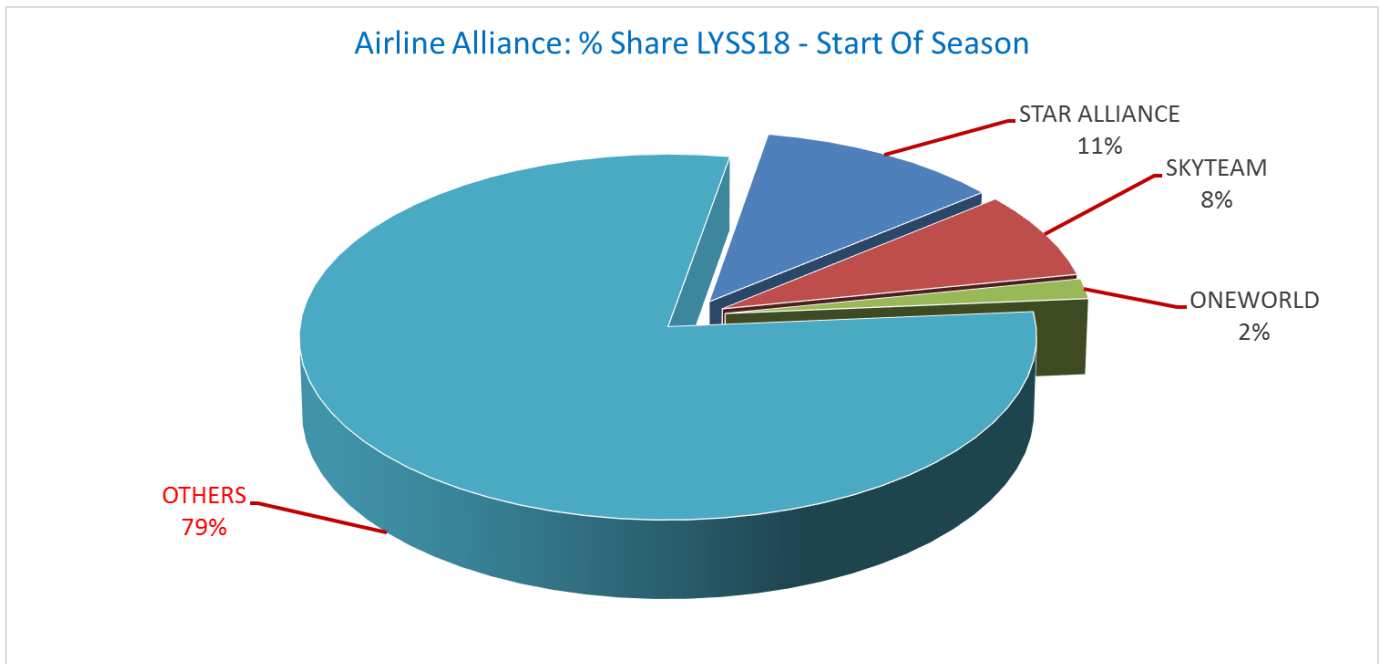
Airline	S17	%SHARE S17	S18	%SHARE S18	%CHANGE (on average per week)
HOP	20321	28,65%	19853	27,64%	-2,30%
EASYJET AIRLINE	11693	16,48%	12120	16,87%	3,65%
AIR FRANCE	3450	4,86%	3405	4,74%	-1,30%
LUFTHANSA	3270	4,61%	3386	4,71%	3,55%
TRANSAVIA FRANCE	2443	3,44%	2939	4,09%	20,30%
AIR ALGERIE	2408	3,39%	2332	3,25%	-3,16%
KLM	1728	2,44%	1736	2,42%	0,46%
TWIN-JET	456	0,64%	1404	1,95%	207,89%
BRITISH AIRWAYS	1294	1,82%	1278	1,78%	-1,24%
TUNISAIR	1204	1,70%	1278	1,78%	6,15%
VUELING AIRLINES	1046	1,47%	1186	1,65%	13,38%
TAP PORTUGAL	1152	1,62%	1171	1,63%	1,65%
SN BRUSSELS AIRLINES	1150	1,62%	1150	1,60%	0,00%
AIR NOSTRUM	1104	1,56%	1147	1,60%	3,89%
EUROWINGS	762	1,07%	954	1,33%	25,20%
OTHERS	17 454	24,61%	16 497	22,96%	-5,48%
GRAND TOTAL	70 935	100,00%	71 836	100,00%	1,27%
Part of AF/KL Group*	27 942	39,39%	27 933	38,88%	-0,03%

* AIRFRANCE - HOP - KLM - TRANSAVIAFRANCE - TRANSAVIAHOLLANDE

LYSS18 Start Of Season - Distribution by Airline



Slots distribution per alliance



ONEWORLD - Members Airlines (source : fr.oneworld.com 27Mar18)

AMERICAN AIRLINES - BRITISH AIRWAYS - CATHAY PACIFIC - FINNAIR - IBERIA - JAPAN AIRLINES -
LATAM - MALAYSIA AIRLINES - QANTAS - QATAR AIRWAYS - ROYAL JORDANIAN - S7 AIRLINES - Sri Lankan Airlines

SKYTEAM - Members Airlines (source : www.skyteam.com 27Mar18)

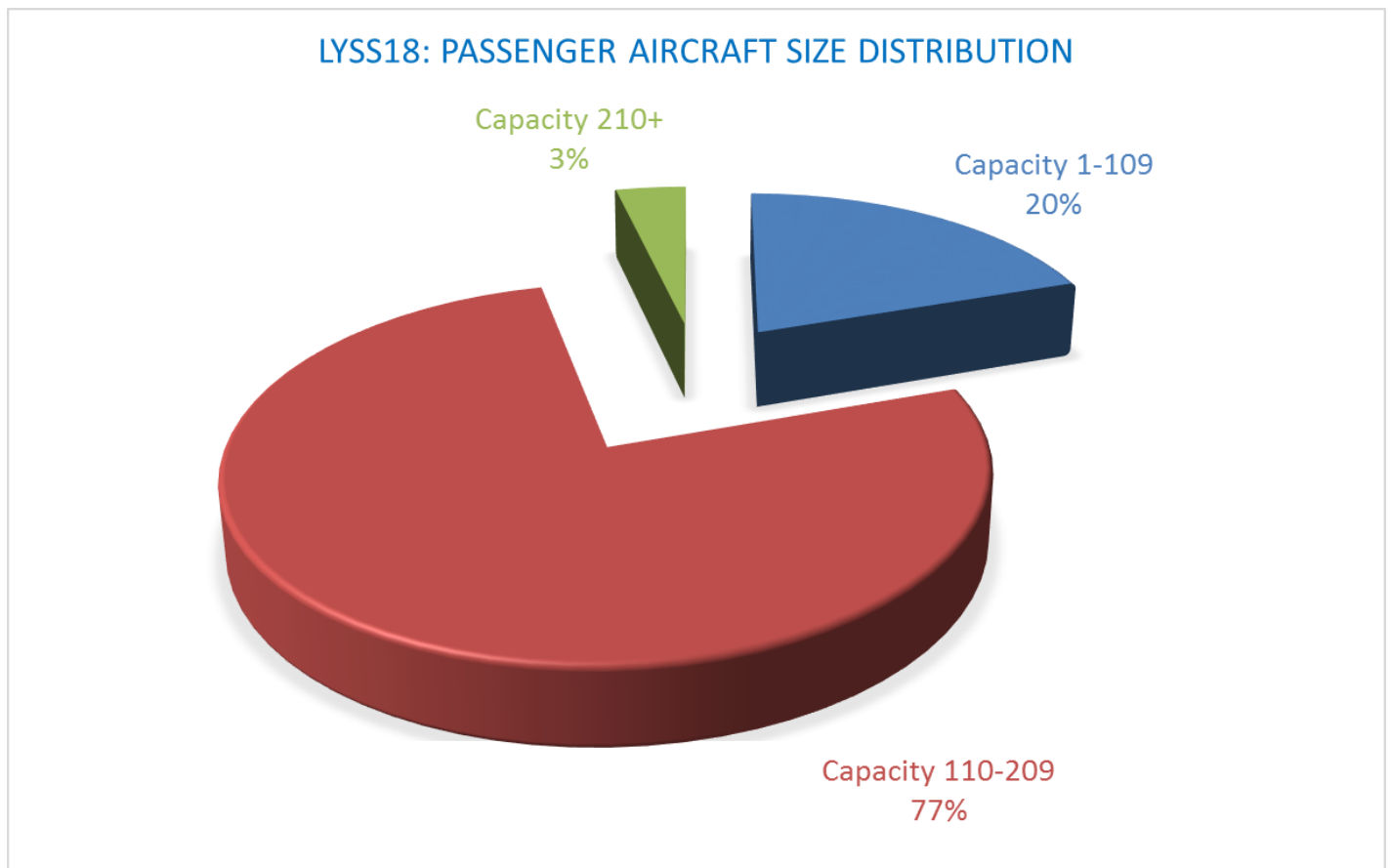
AEROFLOT - AEROLINEAS ARGENTINAS - AEROMEXICO - AIR EUROPA - AIRFRANCE - ALITALIA - CHINA AIRLINES - CHINA EASTERN -
CHINA SOUTHERN - CZECH AIRLINES - DELTA - GARUDA INDONESIA - KENYA AIRWAYS - KLM - KOREAN AIR - MEA - SAUDIA -
TAROM - VIETNAM AIRLINES - XIAMENAIR

STAR ALLIANCE - Members Airlines (source : www.staralliance.com 27Mar18)

ADRIA - AEGEAN - AIR CANADA - AIR CHINA - AIR INDIA - AIR NEW ZEALAND - ANA - ASIANA AIRLINES - AUSTRIAN -
AVIANCA TACA - BRUSSELS AIRLINES - COPA AIRLINES - CROATIA AIRLINES - EGYPTAIR - ETHIOPIAN - EVA AIR
LOT POLISH AIRLINES - LUFTHANSA - SCANDINAVIAN AIRLINES - SHENZHEN AIRLINES - SINGAPORE AIRLINES - SOUTH AFRICAN AIRWAYS
SWISS - TAP PORTUGAL - THAI - TURKISH AIRLINES - UNITED

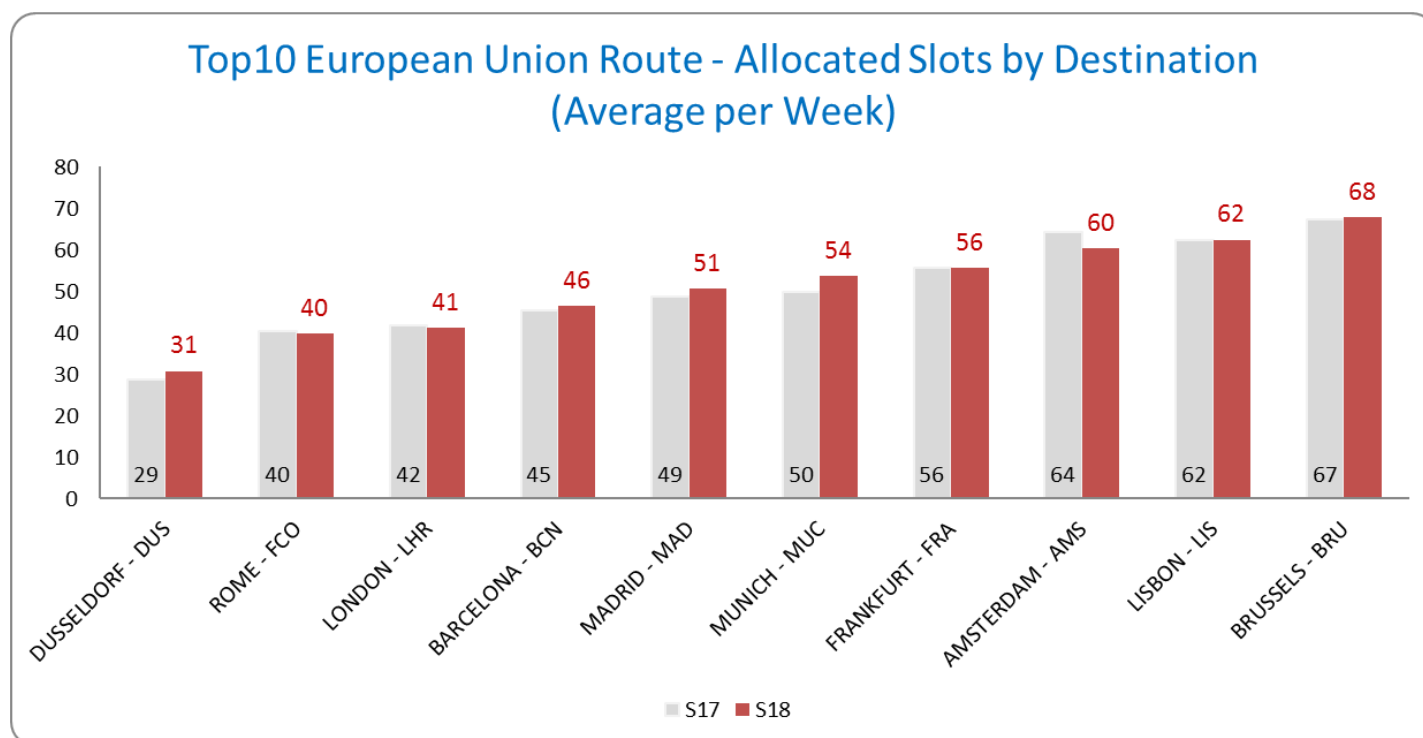
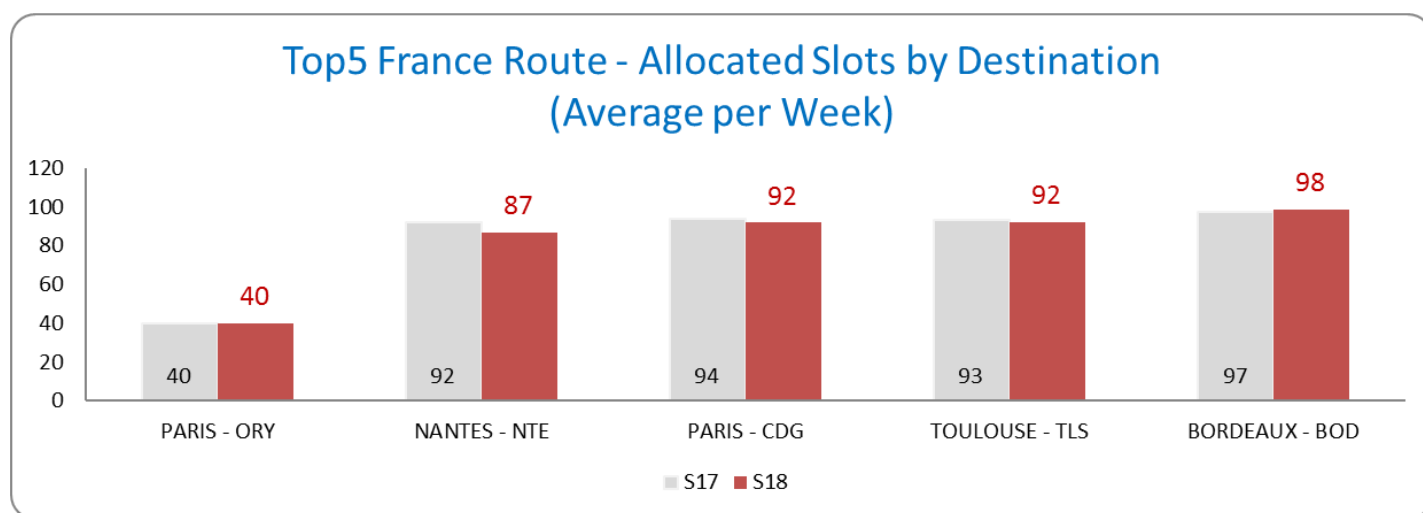
Size of aircraft

	S17	S18	Evolution
Average Size of Aircraft (Seats)	131	133	1,5%
Total Passenger Seat Offer	8 909 630	9 180 921	3,0%

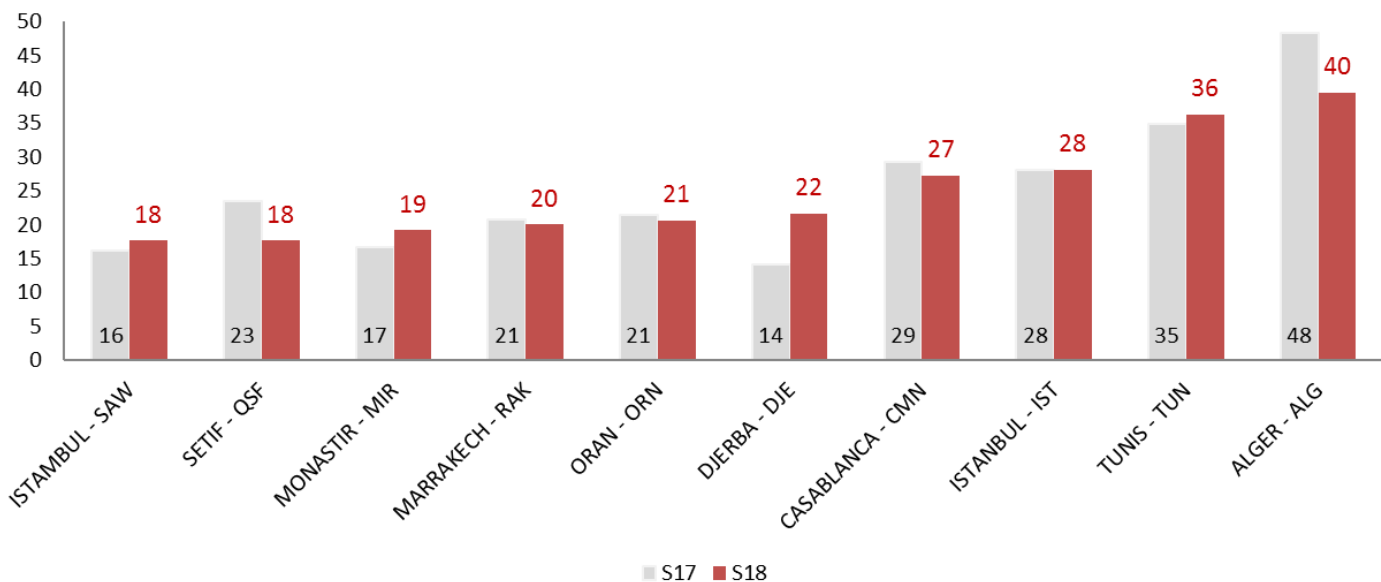


Allocated slots by destination

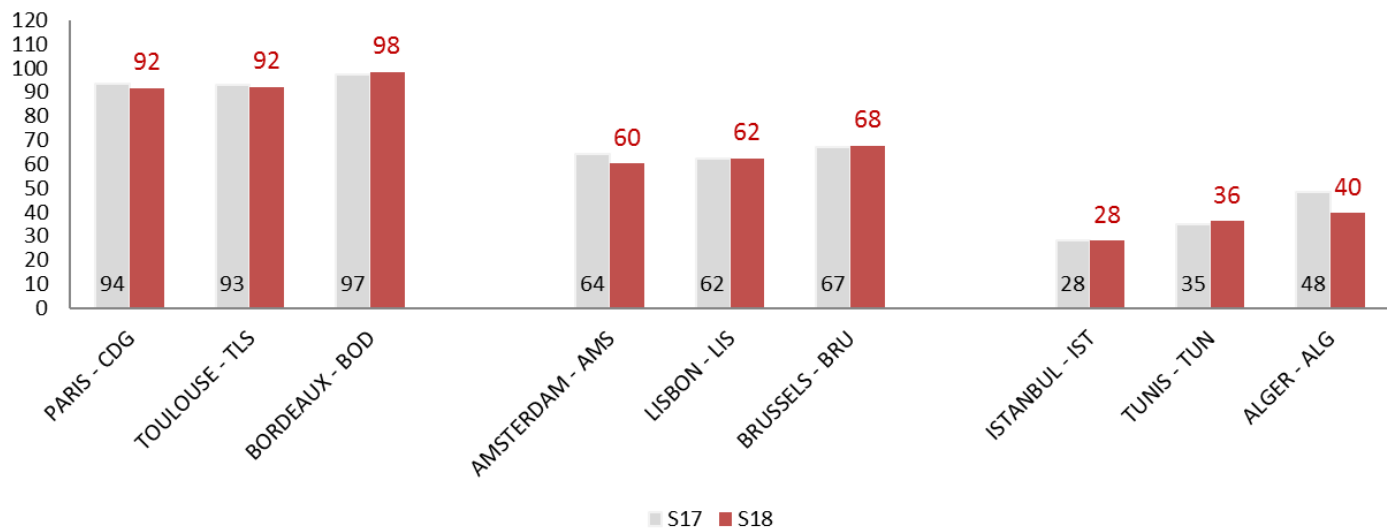
(LYSS18 vs LYSS17)



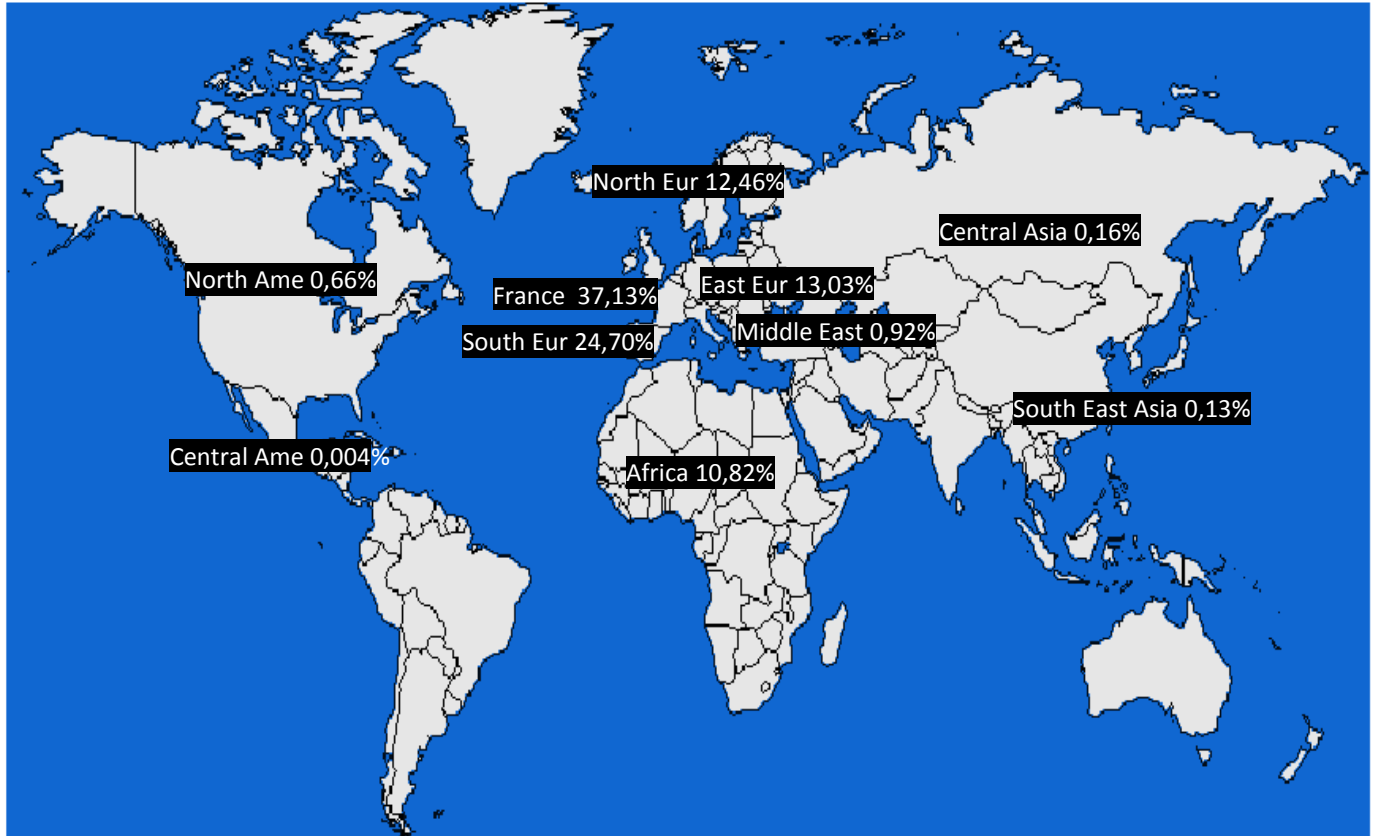
Top10 International Route - Allocated Slots by Destination (Average per Week)



Comparison of first 3 destinations for each group Allocated Slots by Destination (Average per Week)



Geographical distribution of allocated slots



Slots distribution by service type

Group Services for All Destinations	S18	S17
Regular Services	92,96%	92,93%
Freight Services	3,85%	3,99%
Charter Services	2,83%	2,62%
Technical Services	0,33%	0,43%
GA/BA Services	0,03%	0,03%

LYSS18 - Airport Coordination Parameters

Runway scheduling limits:

From summer S14, following the increase of capacity allowed by runway works on Lyon airport, the order of October 4th, 2013 modifies the runway constraints as follows:

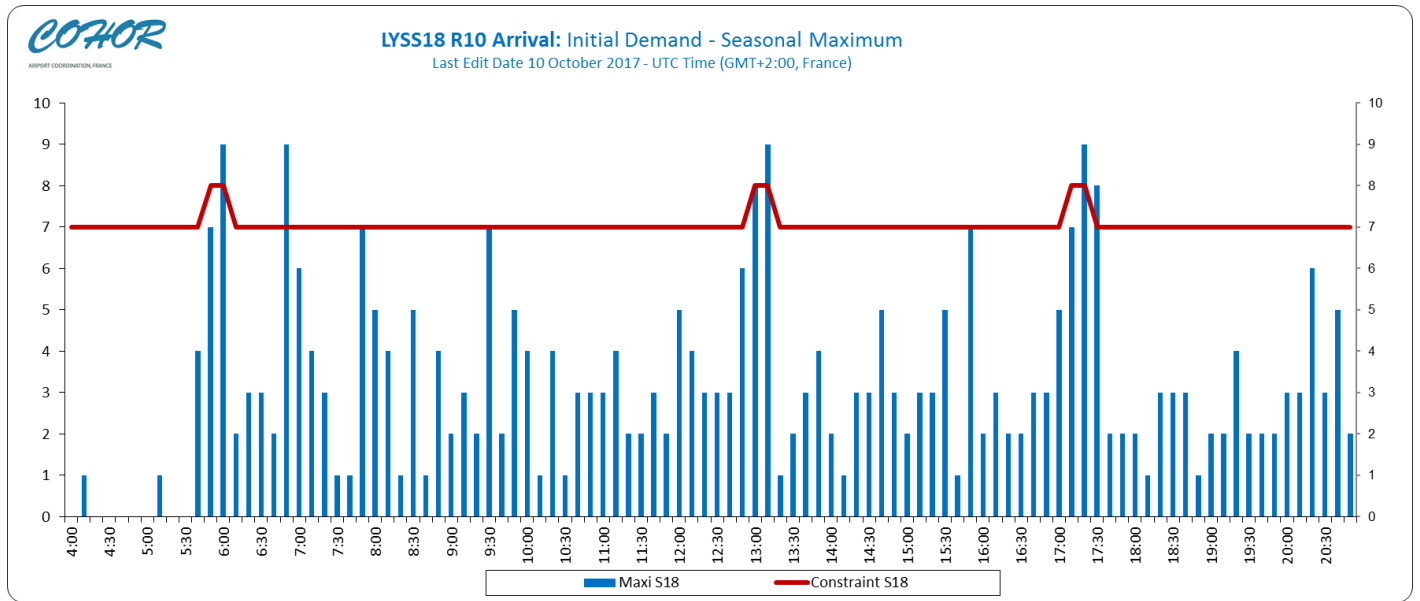
LYS RUNWAY CAPACITY S18								
Local time	Arrivals	Arrivals	Arrivals	Departures	Departures	Departures	Total	Total
	/60 min	/40 min	/10 min	/60 min	/40 min	/10 min	/60 min	/10 min
06:00-06:59			7			7		
07:00-09:59			7*			7*		
10:00-13:59	38/rolling		7	38/rolling		7		
14:00-15:59	hour by	27	7*	hour by	27	7*	53	9
16:00-17:59	10 min		7	10 min		7		
18:00-20:59	steps		7*	steps		7*		
21:00-22:59			7			7		

7* means that during a rolling time period, maximum 8 movements can be accepted during two periods of 10 minutes, 7 movements during the subsequent four periods of 10 minutes, in compliance with the corresponding runway constraints.

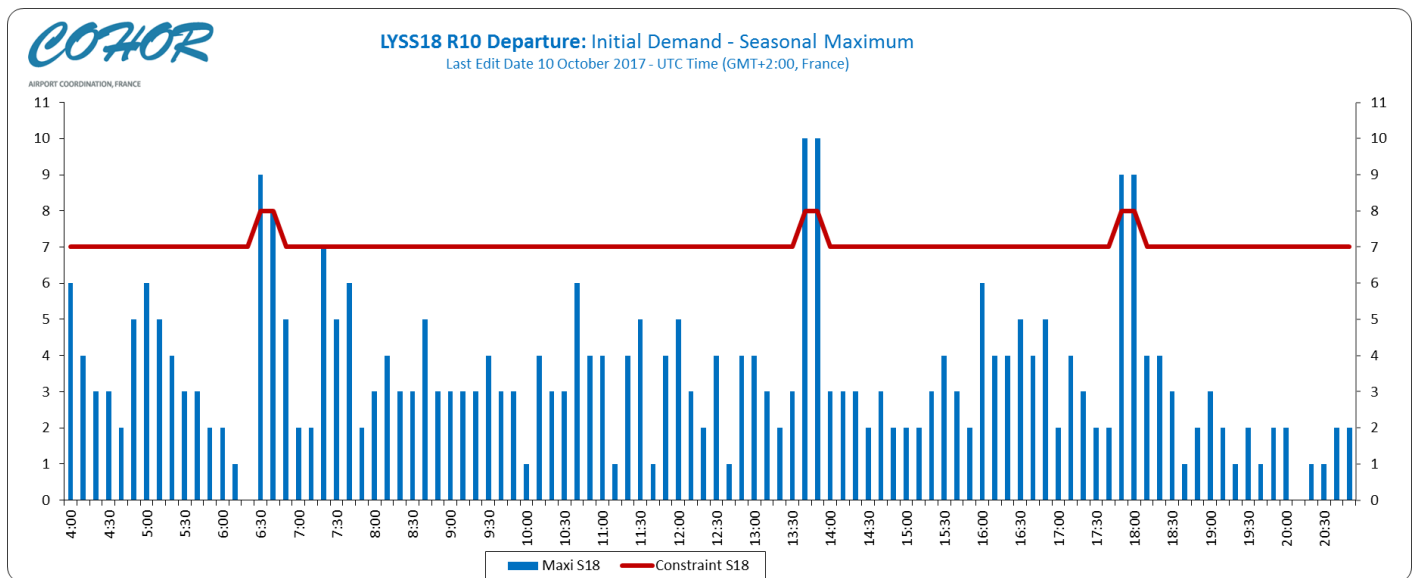
Terminal constraints: None

Graphics: Initial demand

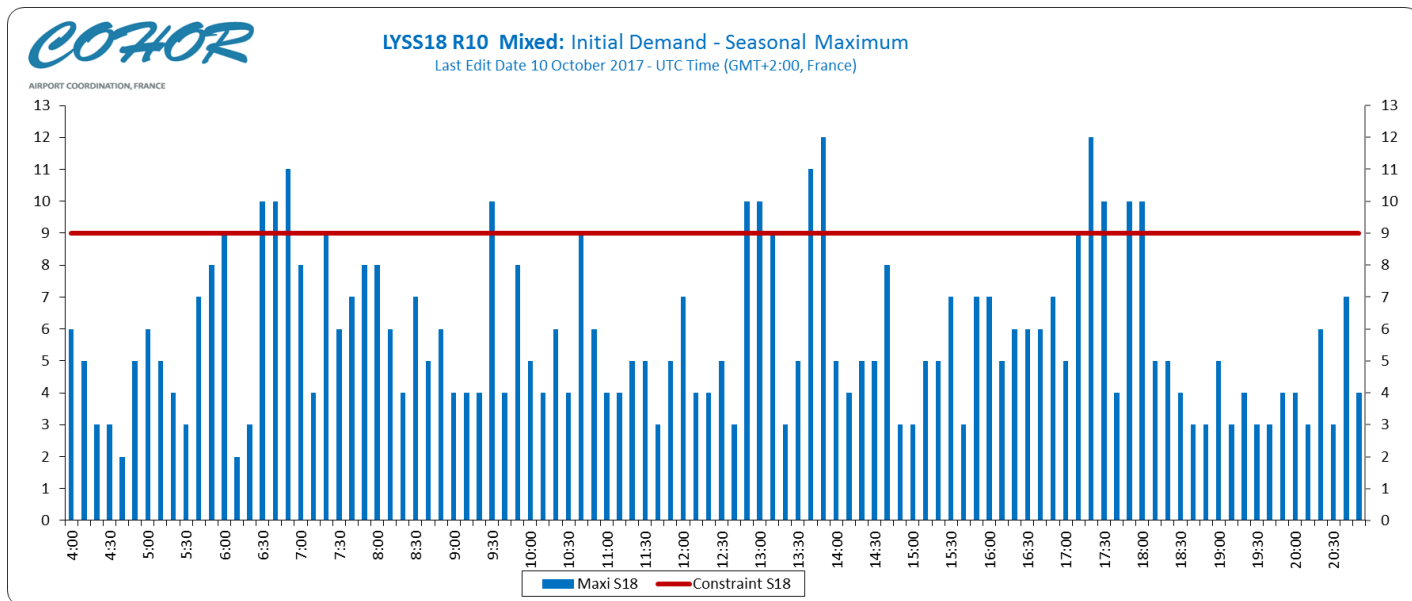
LYSS18 R10 Arrival



LYSS18 R10 Departure

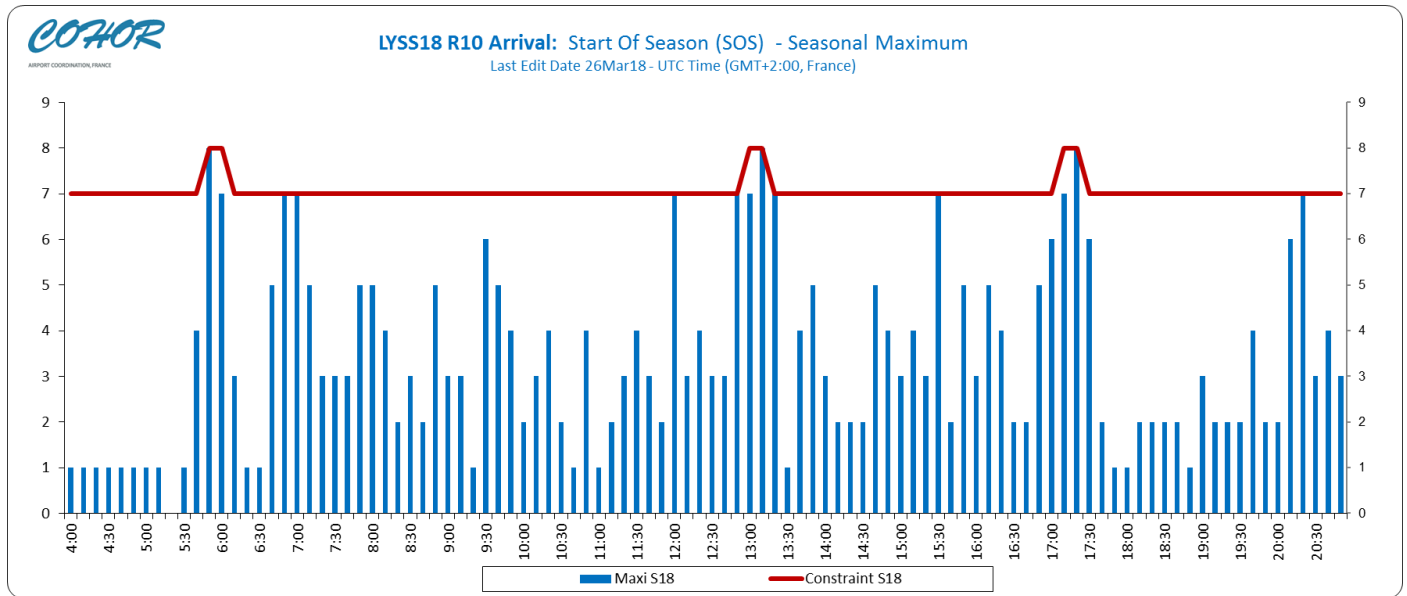


LYSS18 R10 Mixed

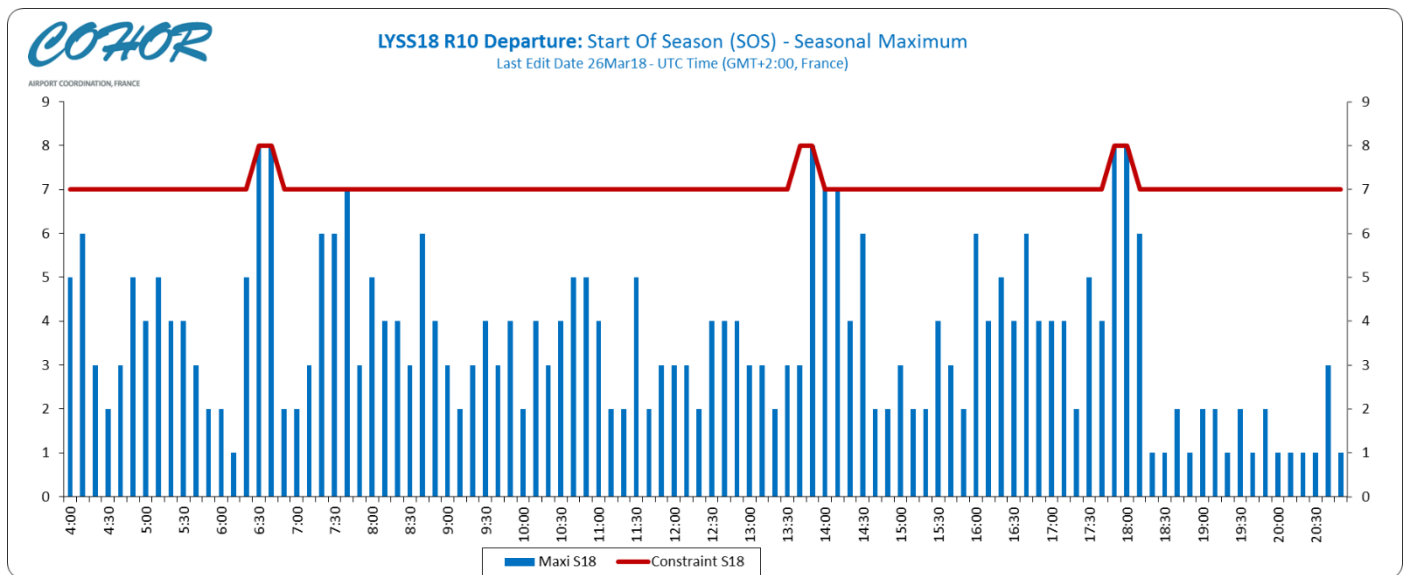


Graphics: SOS Allocated slots

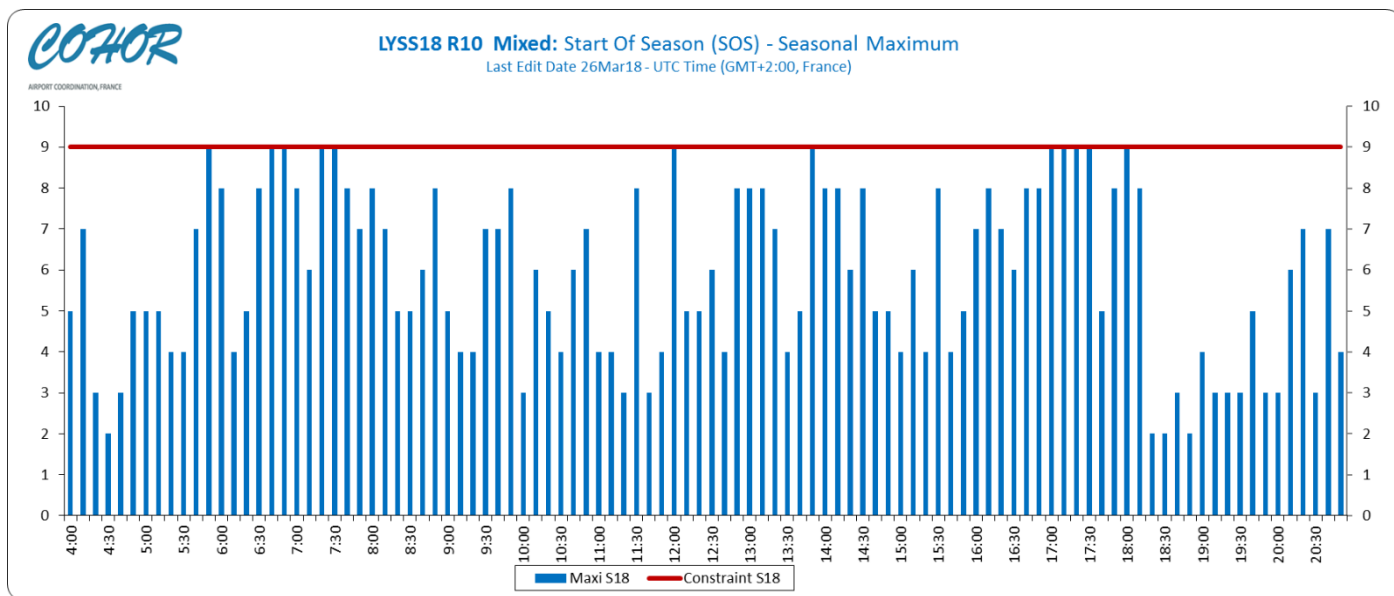
LYSS18 R10 Arrival



LYSS18 R10 Departure



LYSS18 R10 Mixed



Slots allocation by operator

Airline	Total Slot
AEGEAN AIRLINES	482
AER LINGUS	592
AEROFLOT RUSSIAN AIRLINES	434
AIGLE AZUR TRANSPORTS AERIENS	948
AIR ALGERIE	2332
AIR ARABIA MAROC	382
AIR CANADA	288
AIR CONTRACTORS LTD	1
AIR CORSICA	464
AIR FRANCE	3405
AIR MALTA	230
AIR NOSTRUM	1147
AIR TRANSAT	182
AIRCOMPANY ARMENIA	112
AIR-MEDITERRANEAN	152
ALITALIA	2
ASL Airlines Belgium	620
ASL AIRLINES FRANCE	833
AUSTRIAN AIRLINES	728
AVANTI AIR	4
BEIJING CAPITAL AIRLINES	94
BLUE AIR-AIRLINE	186
BMI REGIONAL	88
BRITISH AIRWAYS	1278
BULGARIAN AIR CHARTER	92
CARGO AIR	10
CARPATAIR	3
CHALAIR	504
CODE ASSISTANT AVIAPARTNER	8
CORENDON AIRLINES	2
CORENDON AIRLINES EUROPE	2
CORSAIR	58
CROATIA AIRLINES	48
DANISH AIR TRANSPORT	4
EASYJET AIRLINE	12120
ELLINAIR	52
EMIRATES	310
ENTER AIR	350
EUROPEAN AIR TRANSPORT	554
EUROWINGS	954
FEDEX EXPRESS	494
Fly Egypt	34
FLYBE	700

Airline	Total Slot
FLYLAL	8
HOP	19853
IBERIA EXPRESS	246
ISRAIR AIRLINES	6
JETAIRFLY	746
JET2.COM	16
KLM	1736
LUFTHANSA	3386
LUXAIR	2
MONTENEGRO AIRLINES	92
Norwegian Air International Ltd	6
NOUVELAIR TUNISIE	418
PEGASUS AIRLINES	550
PICHARD EXE HANDLING	10
PRIVILEGE STYLE LINEAS AREAS	4
ROYAL AIR MAROC	718
SIAVIA	2
SKYTAXI	198
SMALL PLANET AIRLINES	16
SN BRUSSELS AIRLINES	1150
STAR AIR	616
Stobart Air (ex REA)	306
SUNEXPRESS	82
TAILWIND AIRLINES	16
TAP PORTUGAL	1171
THY TURKISH AIRLINES	906
TRADE AIR	3
TRANSAVIA FRANCE	2939
TRAVEL SERVICE AIRLINES	755
TUNISAIR	1278
TWIN-JET	1404
VOLOTEA SL	334
VUELING AIRLINES	1186
WIZZ AIR	154
WOW Air	138
XL AIRWAYS FRANCE	102