

Lyon St Exupéry Airport LYS/LFLL

Summer 2019 - Start Of Season Report

Report data extraction date: 01 April 2019

Table of contents

Evolution of allocated slots at the Start Of Season (SOS)	2
Slots distribution per alliance	4
Size of aircraft.....	5
Allocated slots by destination	6
Geographical distribution of allocated slots.....	8
Slots distribution by service type	8
LYSS19 - Airport Coordination Parameters	9
Graphics: Initial demand	10
Graphics: SOS Allocated slots.....	12
Slots allocation by operator	14

The contents of this report may not be reproduced without the written consent of COHOR.

Evolution of allocated slots at the Start Of Season (SOS)

Summer 2018 (31 weeks): 71 836 Allocated Slots

Summer 2019 (30 weeks): 73 064 Allocated Slots

Allocated slots at SOS increased by  5,10% from S18 to S19 (on average per week).

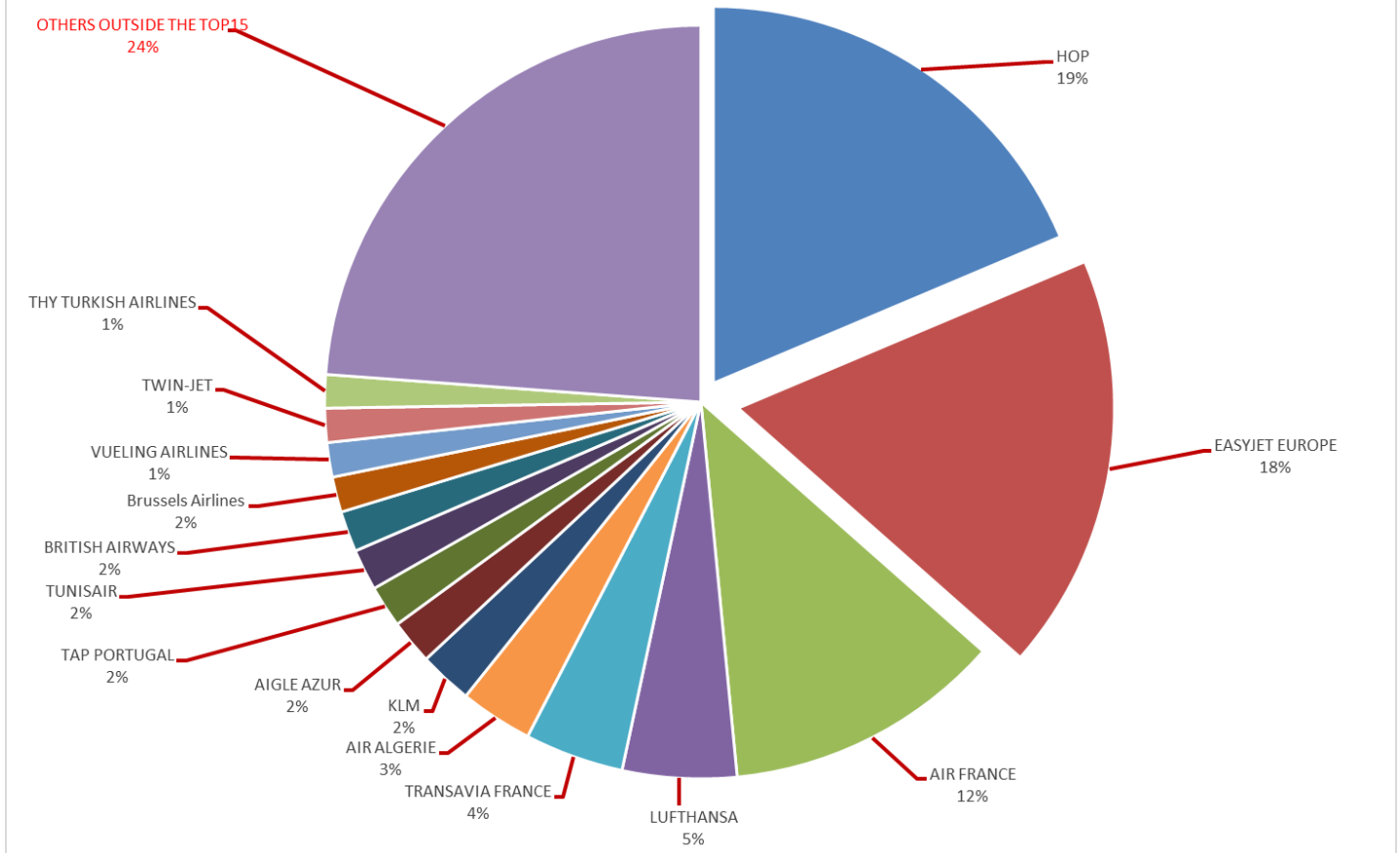
Slots Allocated OK S19: 99,62%

Total slots by operator – TOP15

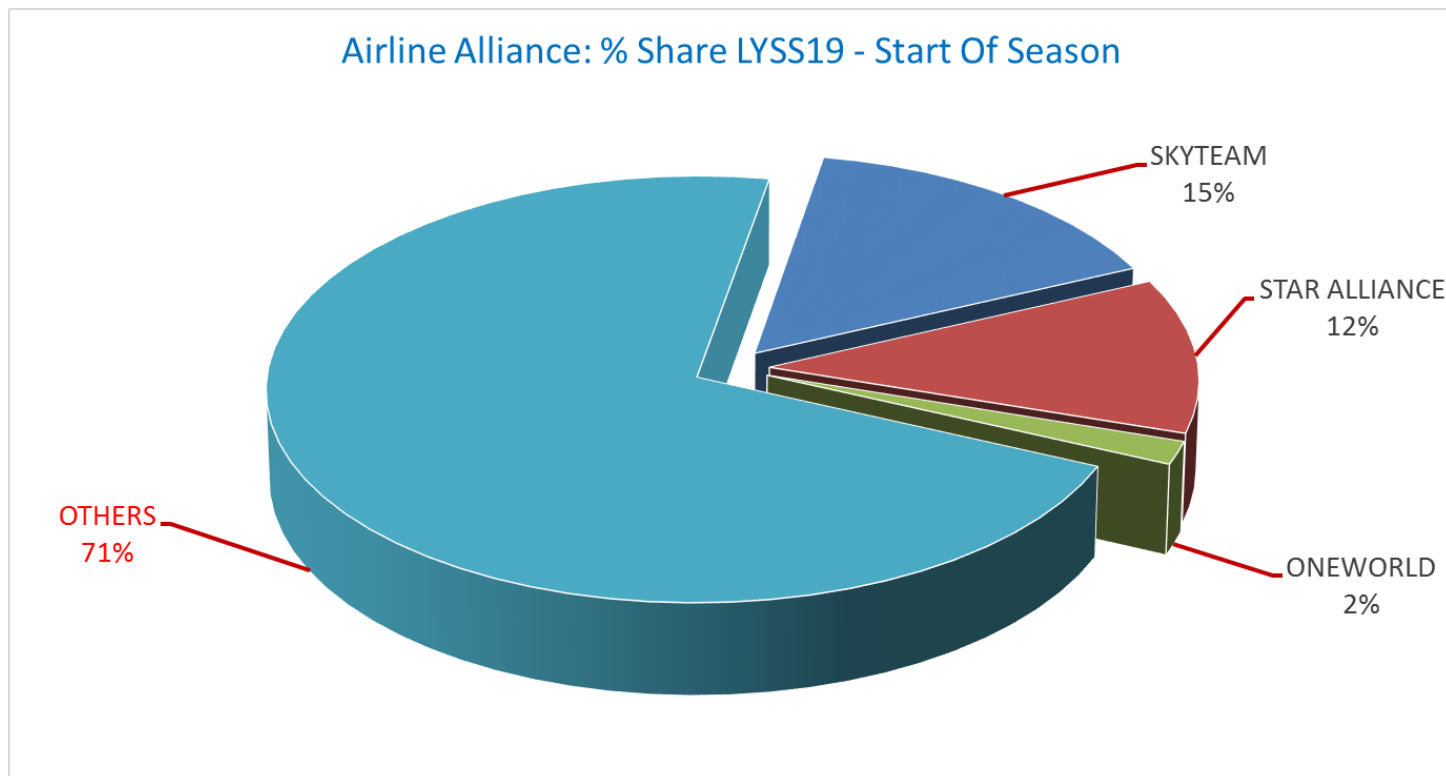
Airline	S18	%SHARE S18	S19	%SHARE S19	%CHANGE (on average per week)
HOP	19853	27,64%	13623	18,65%	-29,09%
EASYJET EUROPE	12120	16,87%	13052	17,86%	11,28%
AIR FRANCE	3405	4,74%	8735	11,96%	165,09%
LUFTHANSA	3386	4,71%	3584	4,91%	9,38%
TRANSAVIA FRANCE	2939	4,09%	3108	4,25%	9,28%
AIR ALGERIE	2332	3,25%	2284	3,13%	1,21%
KLM	1736	2,42%	1678	2,30%	-0,12%
AIGLE AZUR TRANSPORTS AERIENS	948	1,32%	1399	1,91%	52,49%
TAP PORTUGAL	1171	1,63%	1316	1,80%	16,13%
TUNISAIR	1278	1,78%	1296	1,77%	4,79%
BRITISH AIRWAYS	1278	1,78%	1276	1,75%	3,17%
Brussels Airlines	1150	1,60%	1112	1,52%	-0,08%
VUELING AIRLINES	1186	1,65%	1078	1,48%	-6,08%
TWIN-JET	1404	1,95%	1068	1,46%	-21,40%
THY TURKISH AIRLINES	906	1,26%	1046	1,43%	19,30%
OTHERS	16 744	23,31%	17 409	23,83%	7,44%
GRAND TOTAL	71 836	100,00%	73 064	100,00%	5,10%
Part of AF/KL Group*	27 933	38,88%	27 144	37,15%	0,41%

* AIRFRANCE - HOP - KLM - TRANSAVIAFRANCE - TRANSAVIAHOLLANDE

LYSS19 Start Of Season - Distribution by Airline



Slots distribution per alliance



ONEWORLD - Members Airlines (source : fr.oneworld.com 01Apr19)

AMERICAN AIRLINES - BRITISH AIRWAYS - CATHAY PACIFIC - FINNAIR - IBERIA - JAPAN AIRLINES -
LATAM - MALAYSIA AIRLINES - QANTAS - QATAR AIRWAYS - ROYAL JORDANIAN - S7 AIRLINES - Sri Lankan Airlines

SKYTEAM - Members Air (source : www.skyteam.com 01Apr19)

AEROFLOT - AEROLINEAS ARGENTINAS - AEROMEXICO - AIR EUROPA - AIRFRANCE - ALITALIA - CHINA AIRLINES - CHINA EASTERN -
CZECH AIRLINES - DELTA - GARUDA INDONESIA - KENYA AIRWAYS - KLM - KOREAN AIR - MEA - SAUDIA -
TAROM - VIETNAM AIRLINES - XIAMENAIR

STAR ALLIANCE - Members Airlines (source : www.staralliance.com 01Apr19)

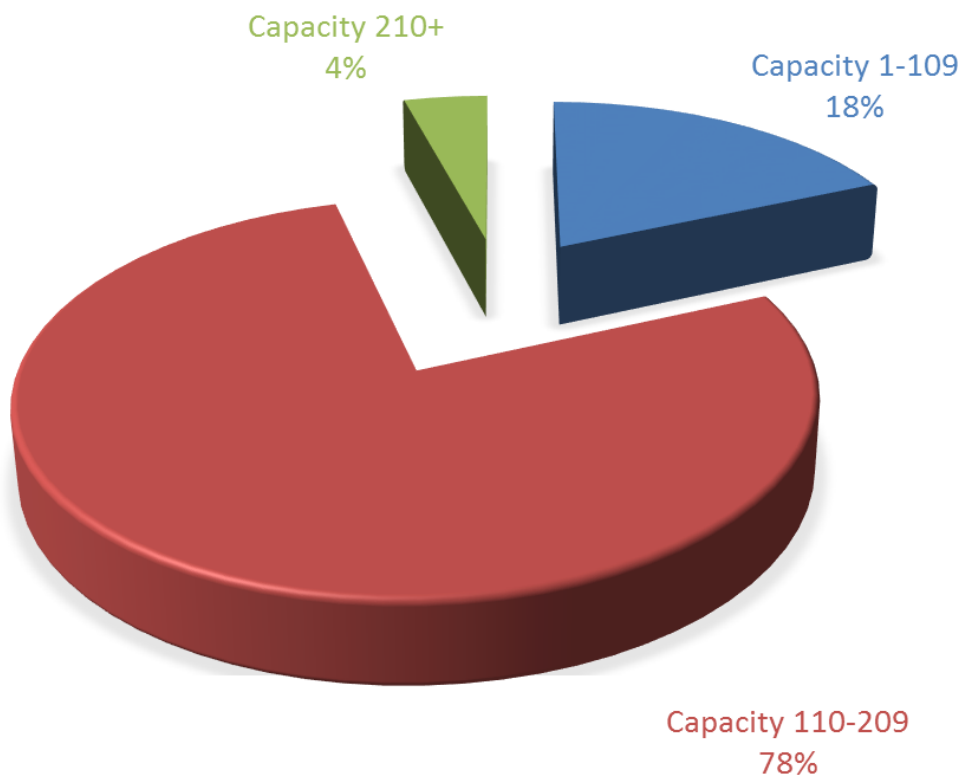
ADRIA - AEGEAN - AIR CANADA - AIR CHINA - AIR INDIA - AIR NEW ZEALAND - ANA - ASIANA AIRLINES - AUSTRIAN -
AVIANCA TACA - BRUSSELS AIRLINES - COPA AIRLINES - CROATIA AIRLINES - EGYPTAIR - ETHIOPIAN - EVA AIR
LOT POLISH AIRLINES - LUFTHANSA - SCANDINAVIAN AIRLINES - SHENZHEN AIRLINES - SINGAPORE AIRLINES - SOUTH AFRICAN AIRWAYS
SWISS - TAP PORTUGAL - THAI - TURKISH AIRLINES - UNITED

Size of aircraft

	S18	S19	Evolution
Average Size of Aircraft (Seats)	133	137	3,0%
Total Passenger Seat Offer	9 180 921	9 601 618	N/A*

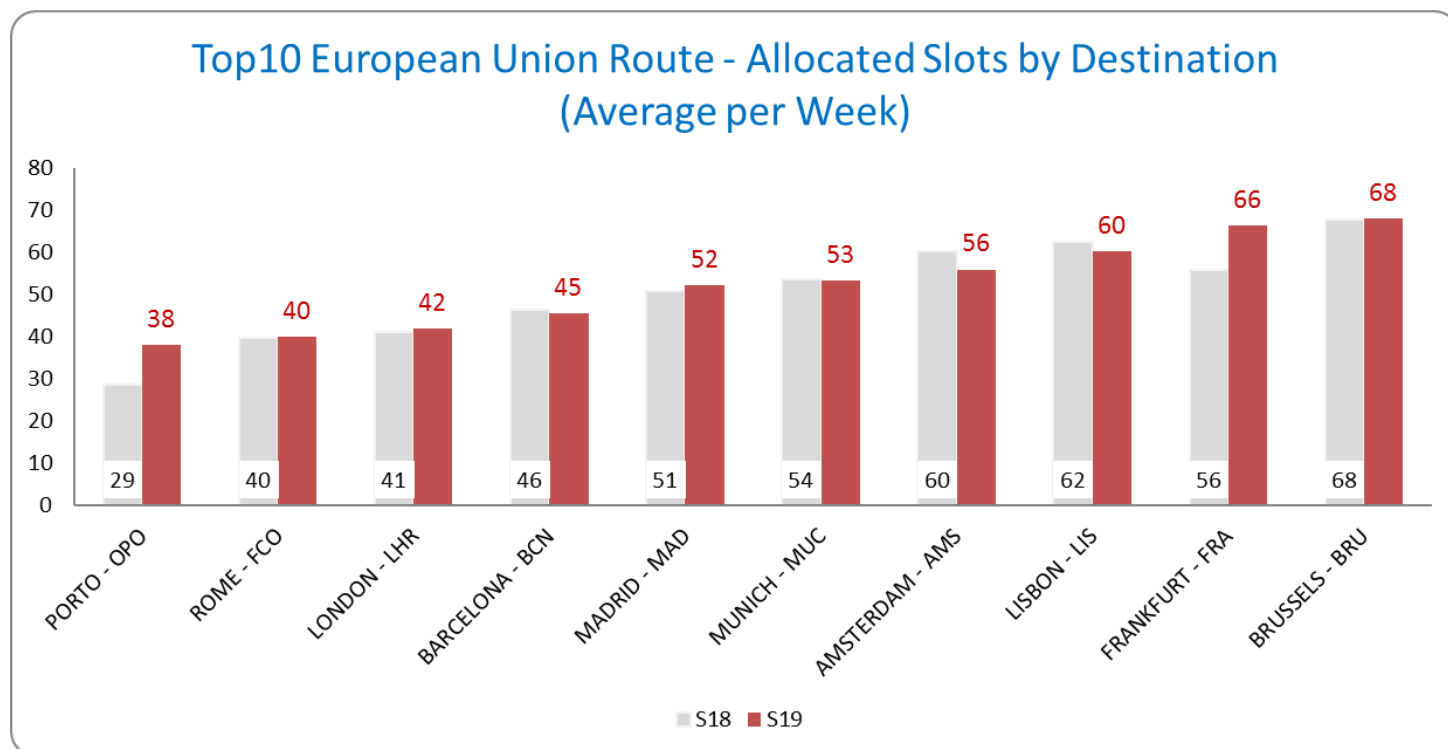
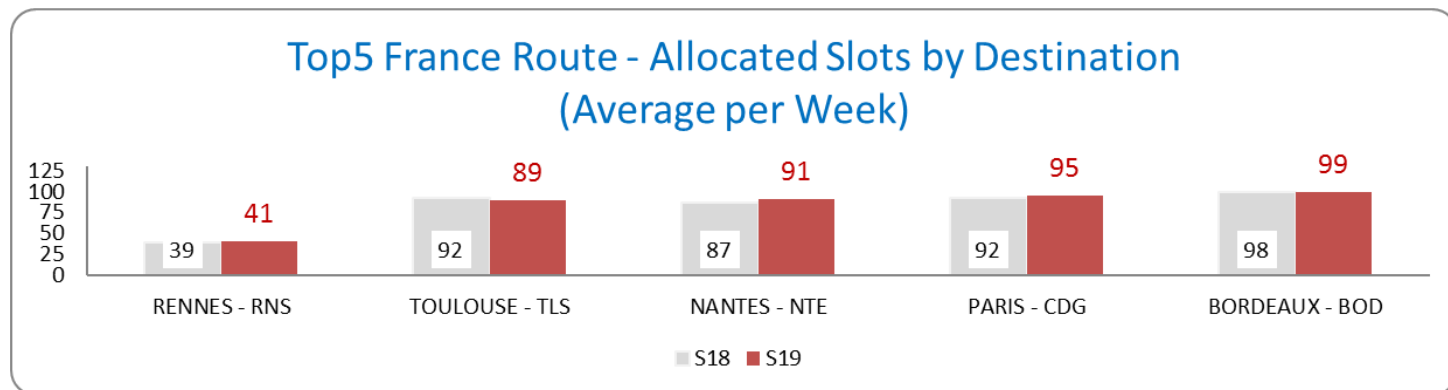
*N/A Due to different number of Week between S18 (31W) and S19 (30W)

LYSS19: PASSENGER AIRCRAFT SIZE DISTRIBUTION

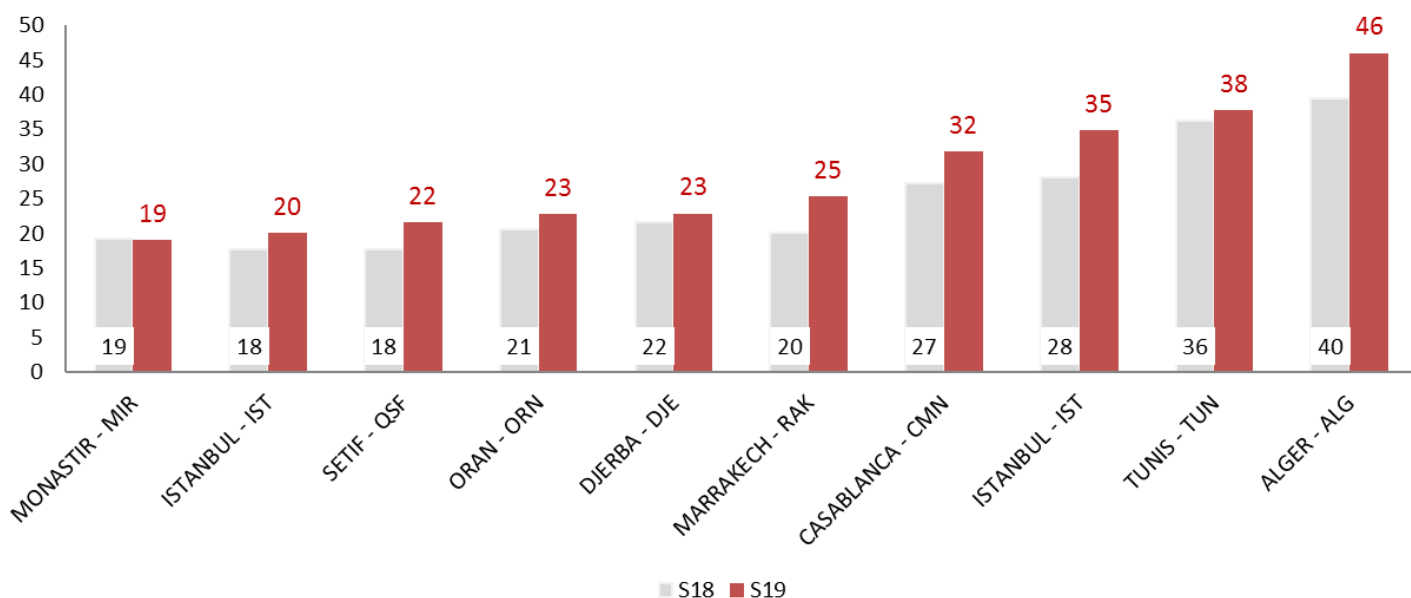


Allocated slots by destination

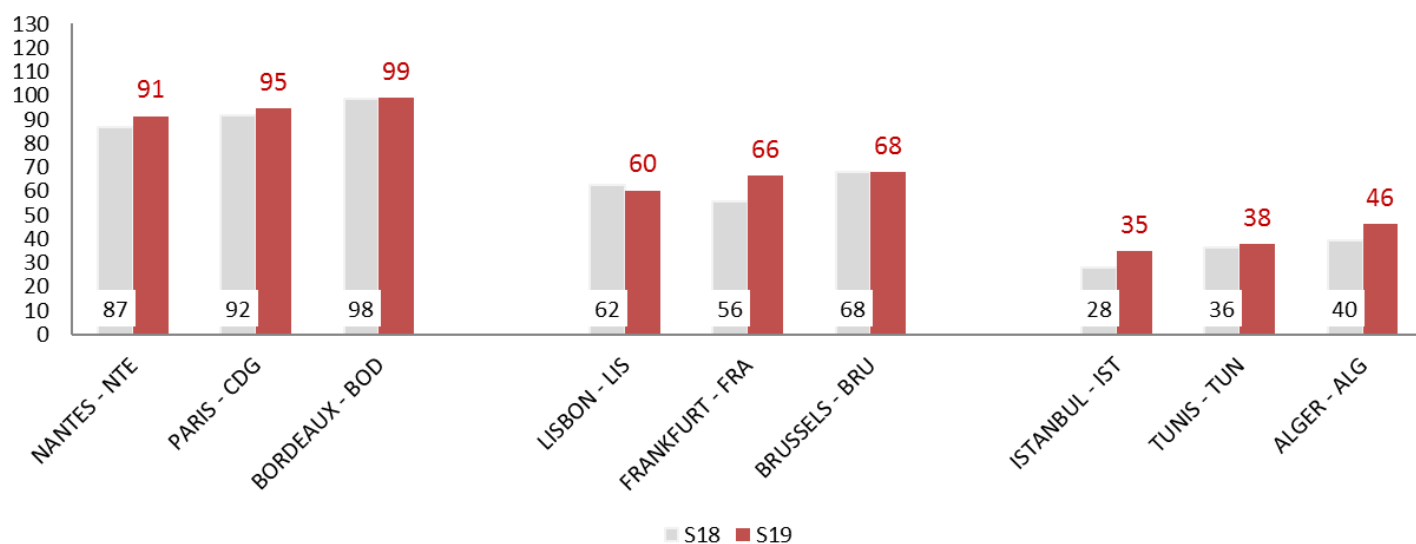
(LYSS19 vs LYSS18)



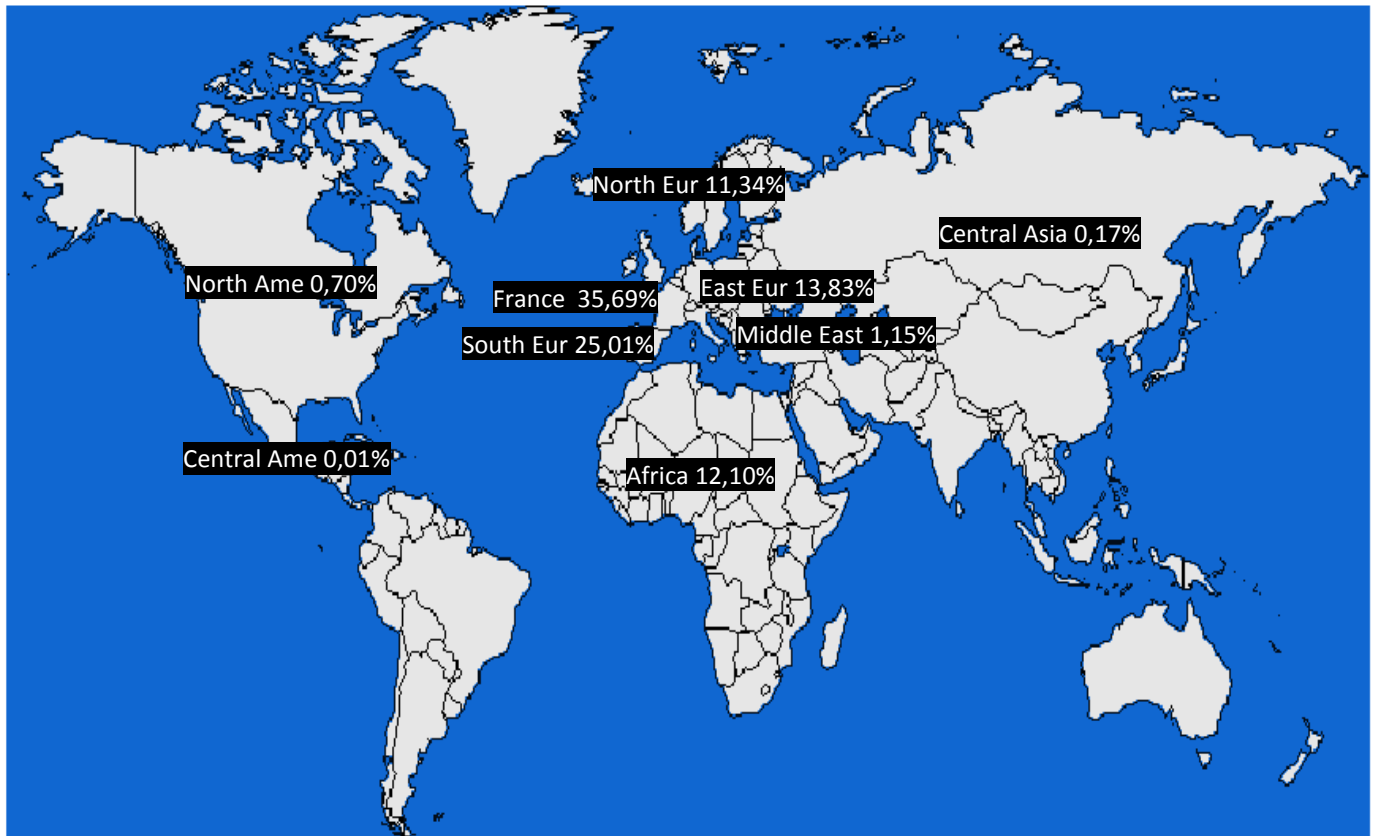
Top10 International Route - Allocated Slots by Destination (Average per Week)



Comparison of first 3 destinations for each group Allocated Slots by Destination (Average per Week)



Geographical distribution of allocated slots



Slots distribution by service type

Group Services for All Destinations	S19	S18
Regular Services	93,08%	92,96%
Freight Services	4,03%	3,85%
Charter Services	2,52%	2,83%
Technical Services	0,34%	0,33%
Others	0,03%	0,03%

LYSS19 - Airport Coordination Parameters

Runway scheduling limits:

From summer S14, following the increase of capacity allowed by runway works on Lyon airport, the order of October 4th, 2013 modifies the runway constraints as follows:

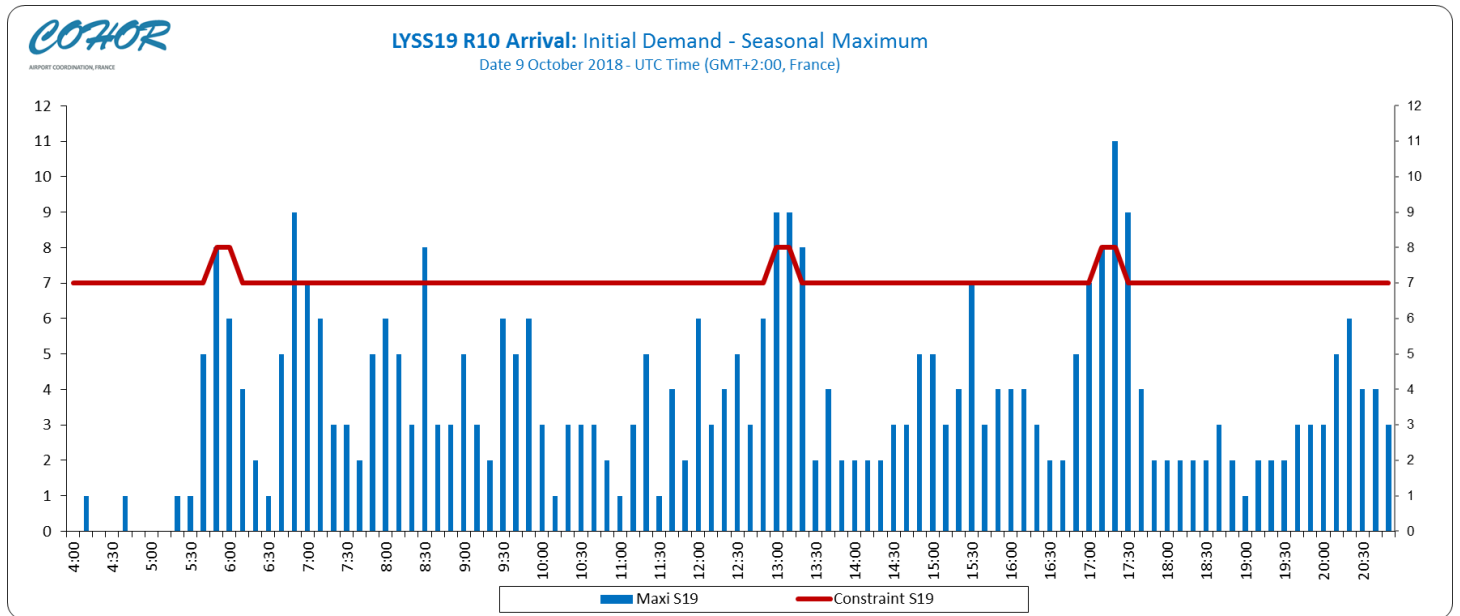
RUNWAY CONSTRAINTS LYS S19								
Local Time	Arrivals	Arrivals	Arrivals	Departures	Departures	Departures	Total	Total
	/60 min	/40 min	/10 min	/60 min	/40 min	/10 min	/60 min	/10 min
06:00-06:59			7			7		
07:00-09:59	38 per rolling hour /10 min	27 per rolling hour /10 min	7*	38 per rolling hour /10 min	27 per rolling hour /10 min	7*	53	9
10:00-13:59			7			7		
14:00-15:59			7*			7*		
16:00-17:59			7			7		
18:00-20:59			7*			7*		
21:00-22:59			7			7		

7* means that during a rolling time period, maximum 8 movements can be accepted during two periods of 10 minutes, 7 movements during the subsequent four periods of 10 minutes, in compliance with the corresponding runway constraints.

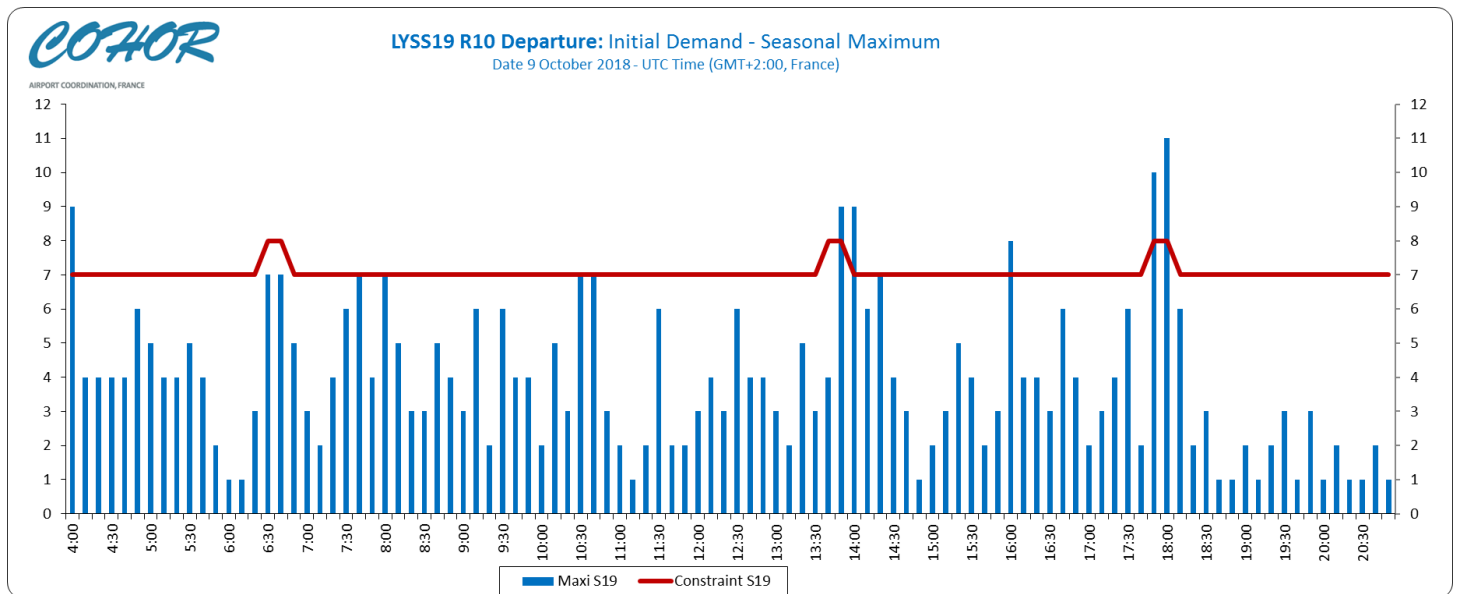
Terminal constraints: None

Graphics: Initial demand

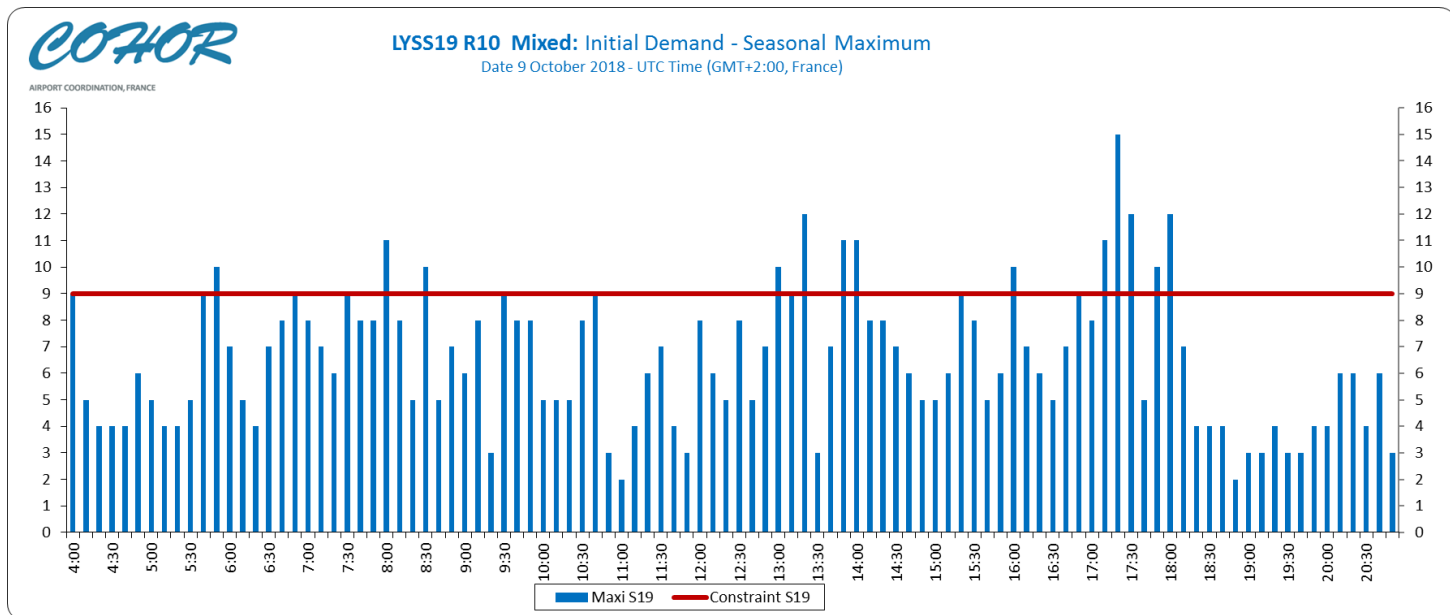
LYSS19 R10 Arrival



LYSS19 R10 Departure

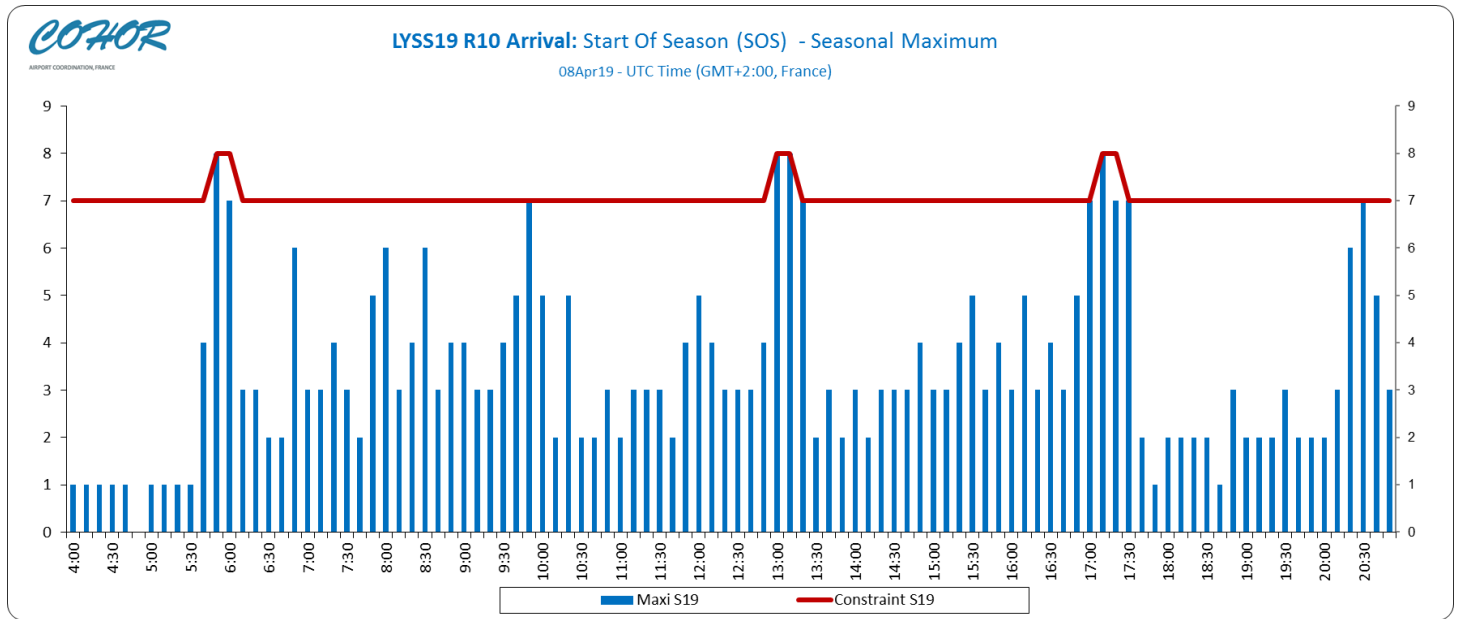


LYSS19 R10 Mixed

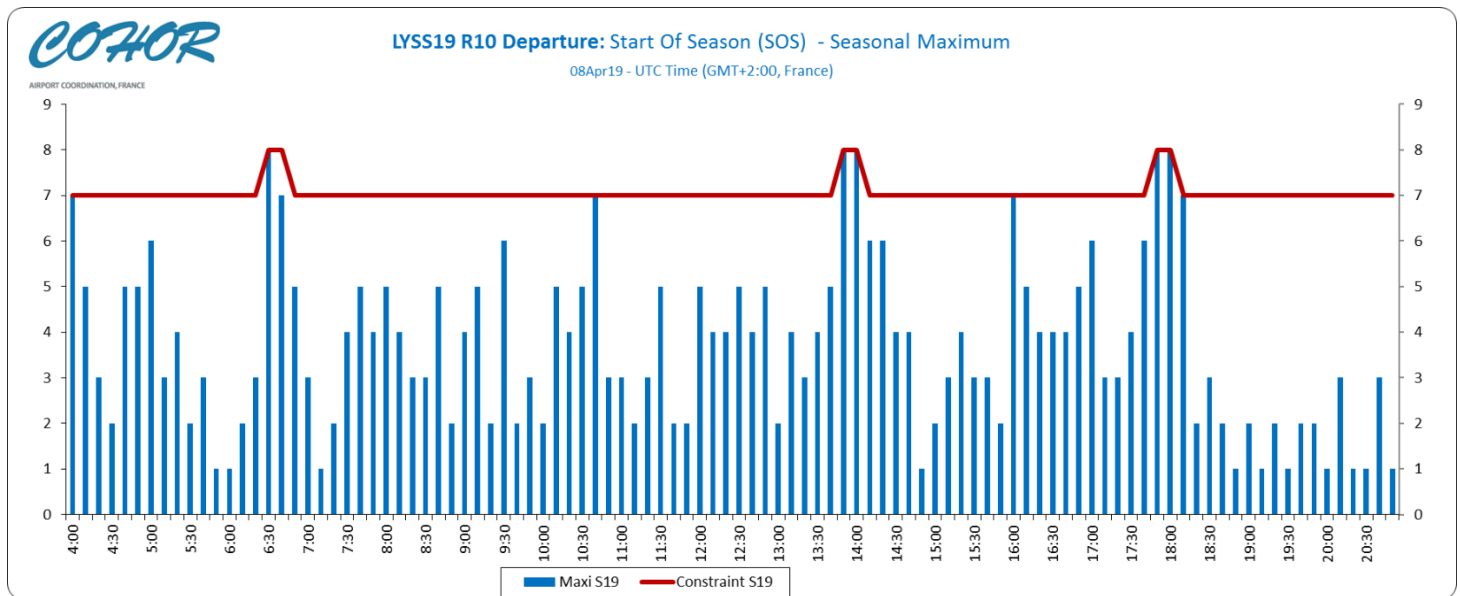


Graphics: SOS Allocated slots

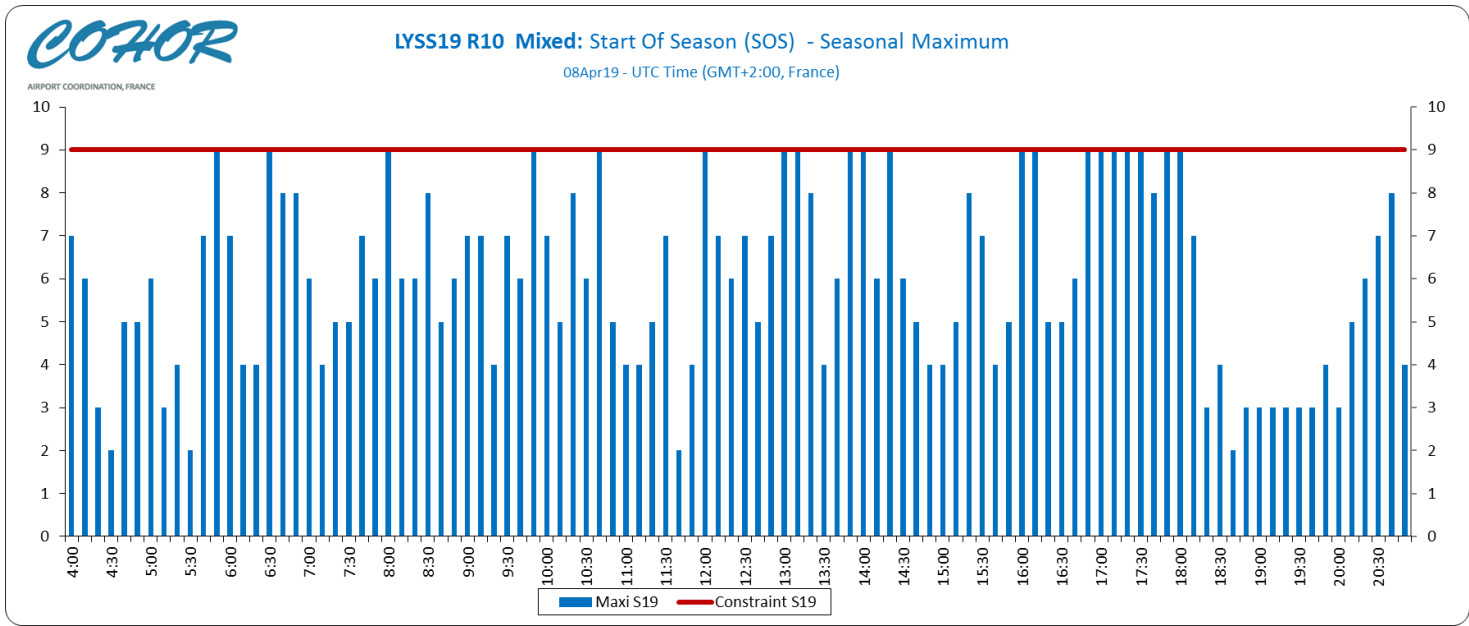
LYSS19 R10 Arrival



LYSS19 R10 Departure



LYSS19 R10 Mixed



Slots allocation by operator

Airline	Total Slot
AEGEAN AIRLINES	500
AER LINGUS	498
AEROFLOT RUSSIAN AIRLINES	840
AERONEXUS	2
AIGLE AZUR TRANSPORTS AERIENS	1399
AIR ALGERIE	2284
AIR ARABIA MAROC	686
AIR CANADA	296
AIR CORSICA	458
AIR EUROPA	4
AIR FRANCE	8735
AIR MALTA	274
AIR NOSTRUM	852
AIR TRANSAT	212
AIRCOMPANY ARMENIA	126
AirHorizont	4
AIR-MEDITERRANEAN	100
ALBA STAR	52
ASL Airlines Belgium	600
ASL AIRLINES FRANCE	676
AUSTRIAN AIRLINES	704
Blue Air Aviation	180
Braathens Regional Airlines	96
BRITISH AIRWAYS	1276
Brussels Airlines	1112
BULGARIAN AIR CHARTER	52
Chalair Aviation	766
CODE ASSISTANT AVIAPARTNER	7
CORENDON AIRLINES EUROPE	4
CROATIA AIRLINES	52
EASYJET AIRLINE	480
EASYJET EUROPE	12572
EMIRATES	392
ENTER AIR	348
EUROPEAN AIR TRANSPORT	788
EUROWINGS	942
FEDEX EXPRESS	480
Fly Egypt	42
FLYBE	781
FREE BIRD AIRLINES	18
HOP	13623
IBERIA EXPRESS	420
JET2.COM	10

Airline	Total Slot
KLM	1678
LUFTHANSA	3584
MONTENEGRO AIRLINES	80
NEOS	4
Nile Air	2
Norwegian Air International Ltd	4
NOUVELAIR TUNISIE	528
ONUR AIR	114
PEGASUS AIRLINES	600
PICHARD EXE HANDLING	10
REGOURD AVIATION	2
ROYAL AIR MAROC	626
SPACE AERO HANDLING	4
STAR AIR	584
SUNEXPRESS	88
TAP PORTUGAL	1316
THOMAS COOK SCANDINAVIA	2
THY TURKISH AIRLINES	1046
TRANSAVIA FRANCE	3108
TRAVEL SERVICE AIRLINES	742
TUI AIRWAYS	8
TUI fly Belgium	402
TUNISAIR	1296
TWIN-JET	1068
VOLOTEA	811
VUELING AIRLINES	1078
WIZZ AIR	318
WOW Air	62
XL AIRWAYS FRANCE	156