

Nice Côte d'Azur Airport

NCE/LFMN

Winter 2019 - Start Of Season Report

Report data extraction date: 30 October 2019

Table of contents

Evolution of allocated slots at the Start Of Season (SOS)	2
Total slots by operator – TOP15	2
Slots distribution per alliance.....	4
Size of aircraft.....	5
Allocated slots by destination	6
Geographical distribution of allocated slots	8
Slots distribution by service type	8
NCE W19 - Airport Coordination Parameters	9
Graphics: Initial demand.....	10
Graphics: SOS Allocated slots.....	12
Slots allocation by operator	14

The contents of this report may not be reproduced without the written consent of COHOR.

Evolution of allocated slots at the Start Of Season (SOS)

Winter 2018 (22 weeks): 36 334 Allocated Slots

Winter 2019 (22 weeks): 37 165 Allocated Slots

Allocated slots at SOS increased by  2,29% from W18 to W19 (on average per week).

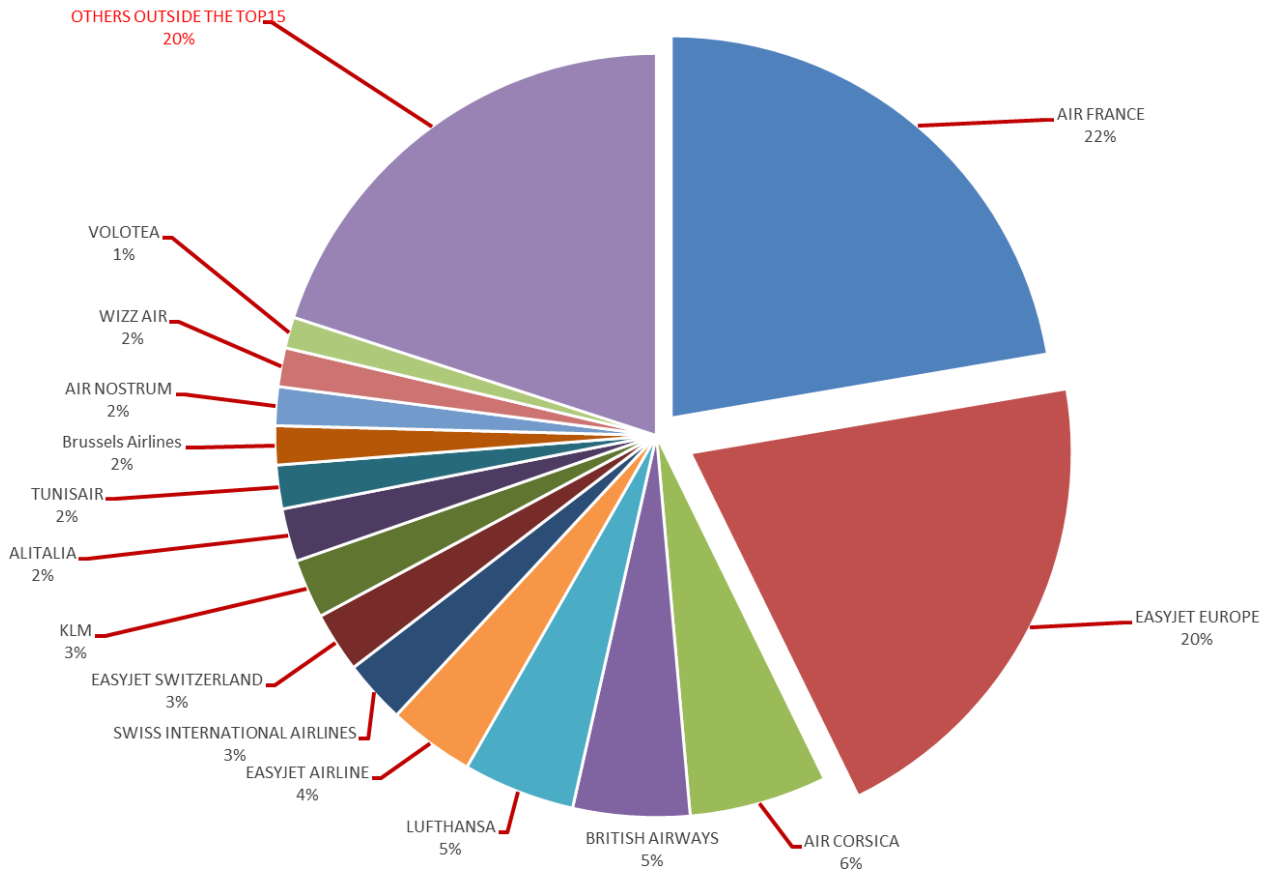
Slots Allocated OK W19 : 99,43%

Total slots by operator – TOP15

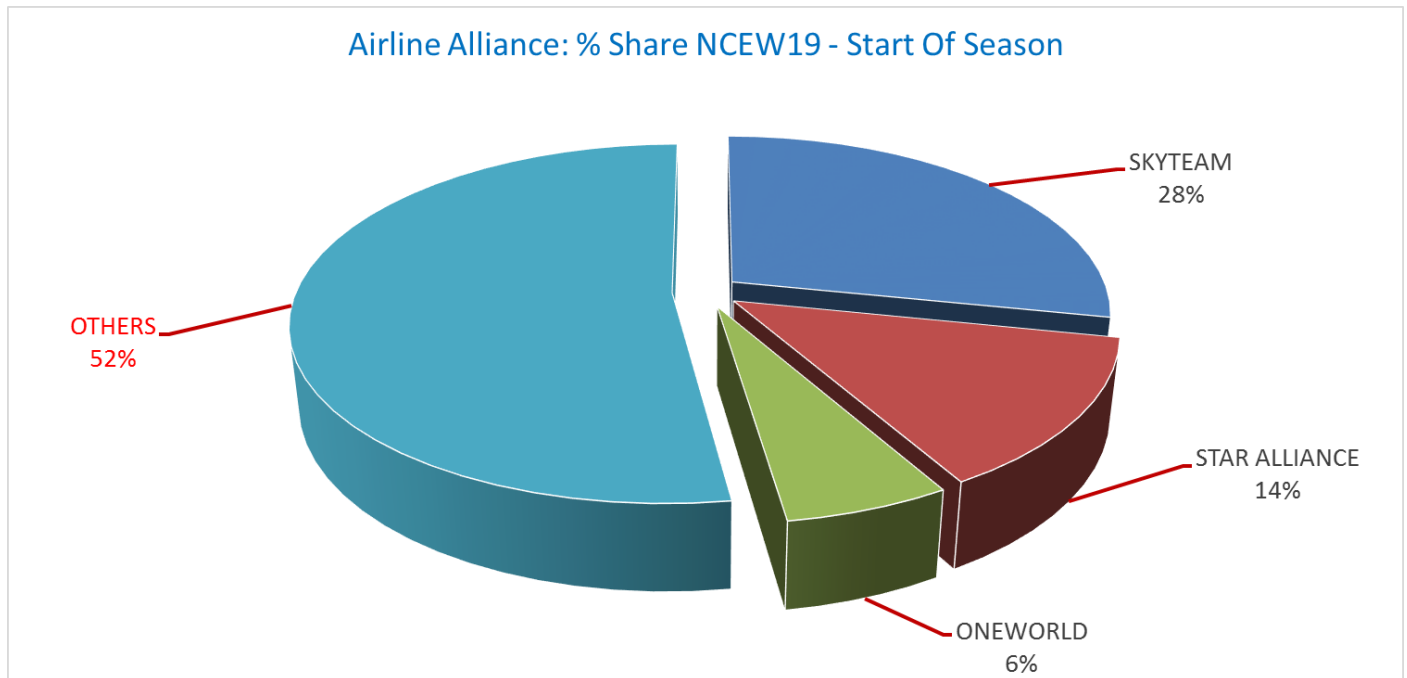
Airline	W18	%SHARE W18	W19	%SHARE W19	%CHANGE (on average per week)
AIR FRANCE	6010	16,54%	8294	22,32%	38,00%
EASYJET EUROPE	0	0,00%	7596	20,44%	
AIR CORSICA	2116	5,82%	2168	5,83%	2,46%
BRITISH AIRWAYS	1772	4,88%	1838	4,95%	3,72%
LUFTHANSA	1760	4,84%	1762	4,74%	0,11%
EASYJET AIRLINE	8482	23,34%	1358	3,65%	-83,99%
SWISS INTERNATIONAL AIRLINES	1064	2,93%	996	2,68%	-6,39%
EASYJET SWITZERLAND	960	2,64%	948	2,55%	-1,25%
KLM	916	2,52%	932	2,51%	1,75%
ALITALIA	836	2,30%	836	2,25%	0,00%
TUNISAIR	736	2,03%	686	1,85%	-6,79%
Brussels Airlines	604	1,66%	612	1,65%	1,32%
AIR NOSTRUM	444	1,22%	610	1,64%	37,39%
WIZZ AIR	270	0,74%	610	1,64%	125,93%
VOLOTEA	282	0,78%	489	1,32%	73,40%
OTHERS	10 082	27,75%	7 430	19,99%	-26,30%
GRAND TOTAL	36 334	100,00%	37 165	100,00%	-2,36%
Part of AF/KL Group*	9 652	26,56%	9 504	25,57%	-6,01%

* AIRFRANCE - HOP - KLM - TRANSAVIAFRANCE – TRANSAVIAHOLLANDE

NCEW19 Start Of Season - Distribution by Airline



Slots distribution per alliance



ONEWORLD - Members Airlines (source : fr.oneworld.com 30Oct19)

AMERICAN AIRLINES - BRITISH AIRWAYS - CATHAY PACIFIC - FINNAIR - IBERIA - JAPAN AIRLINES -
LATAM - MALAYSIA AIRLINES - QANTAS - QATAR AIRWAYS - ROYAL JORDANIAN - S7 AIRLINES - Sri Lankan Airlines

SKYTEAM - Members Airlines (source : www.skyteam.com 30Oct19)

AEROFLOT - AEROLINEAS ARGENTINAS - AEROMEXICO - AIR EUROPA - AIRFRANCE - ALITALIA - CHINA AIRLINES - CHINA EASTERN -
CZECH AIRLINES - DELTA - GARUDA INDONESIA - KENYA AIRWAYS - KLM - KOREAN AIR - MEA - SAUDIA -
TAROM - VIETNAM AIRLINES - XIAMENAIR

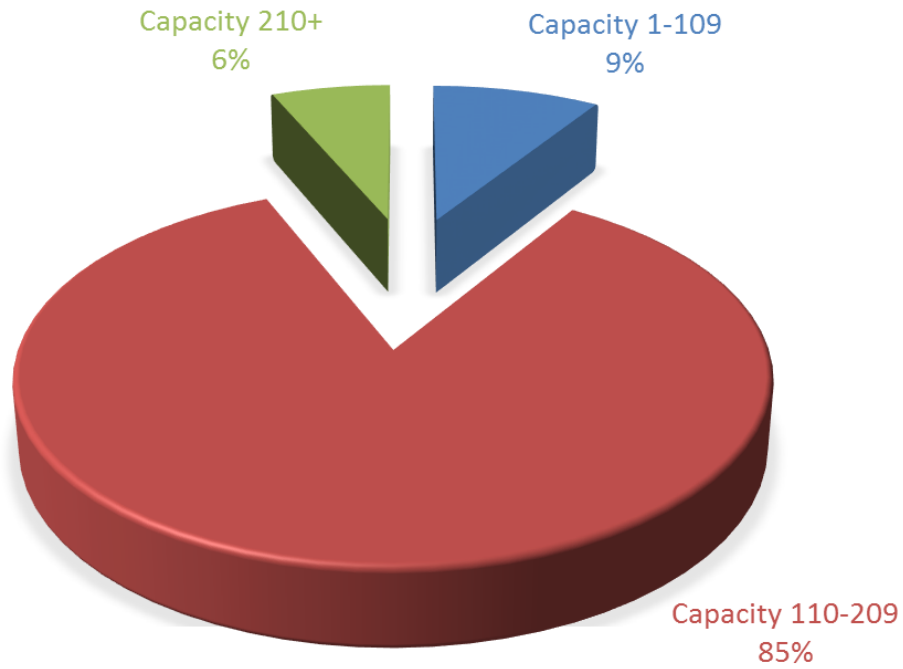
STAR ALLIANCE - Members Airlines (source : www.staralliance.com 30Oct19)

AEGEAN - AIR CANADA - AIR CHINA - AIR INDIA - AIR NEW ZEALAND - ANA - ASIANA AIRLINES - AUSTRIAN -
AVIANCA TACA - BRUSSELS AIRLINES - COPA AIRLINES - CROATIA AIRLINES - EGYPTAIR - ETHIOPIAN - EVA AIR
LOT POLISH AIRLINES - LUFTHANSA - SCANDINAVIAN AIRLINES - SHENZHEN AIRLINES - SINGAPORE AIRLINES - SOUTH AFRICAN AIRWAYS
SWISS - TAP PORTUGAL - THAI - TURKISH AIRLINES - UNITED

Size of aircraft

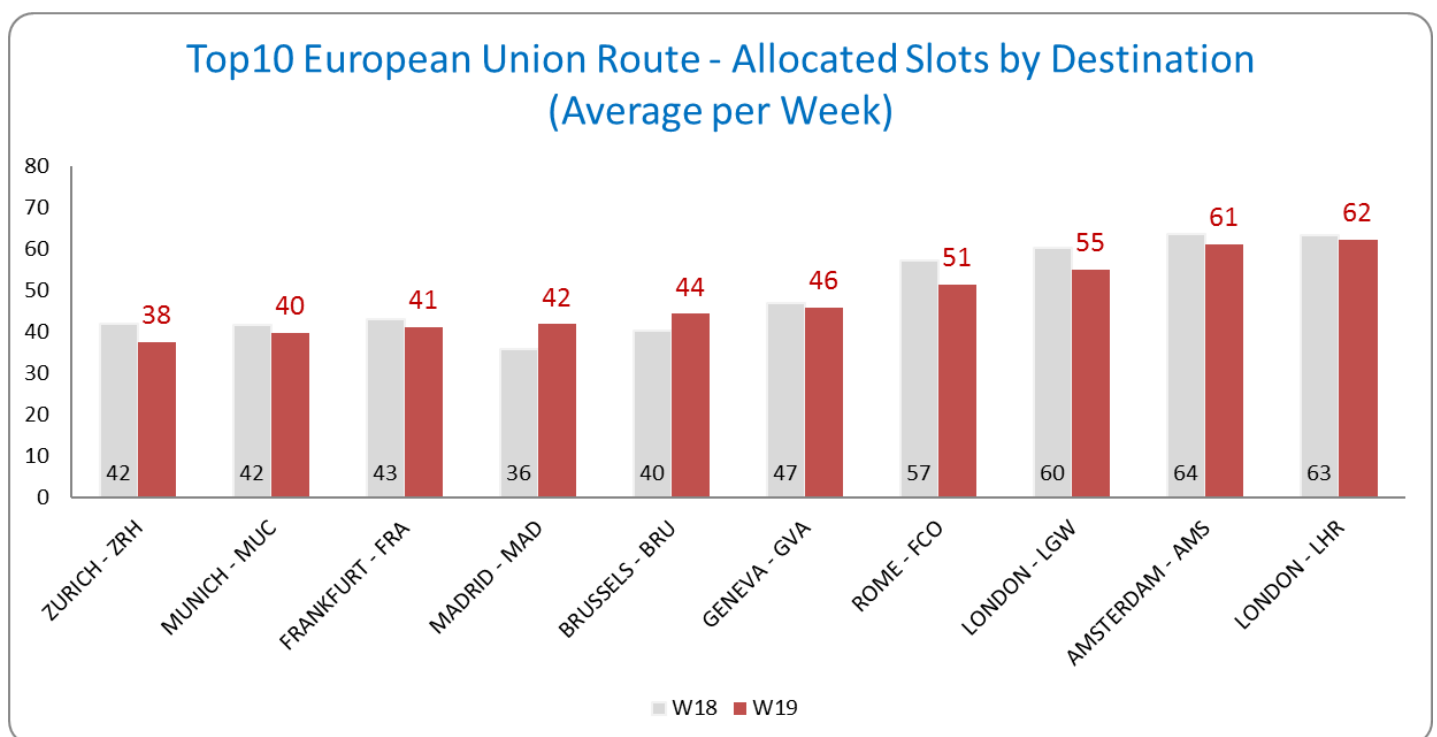
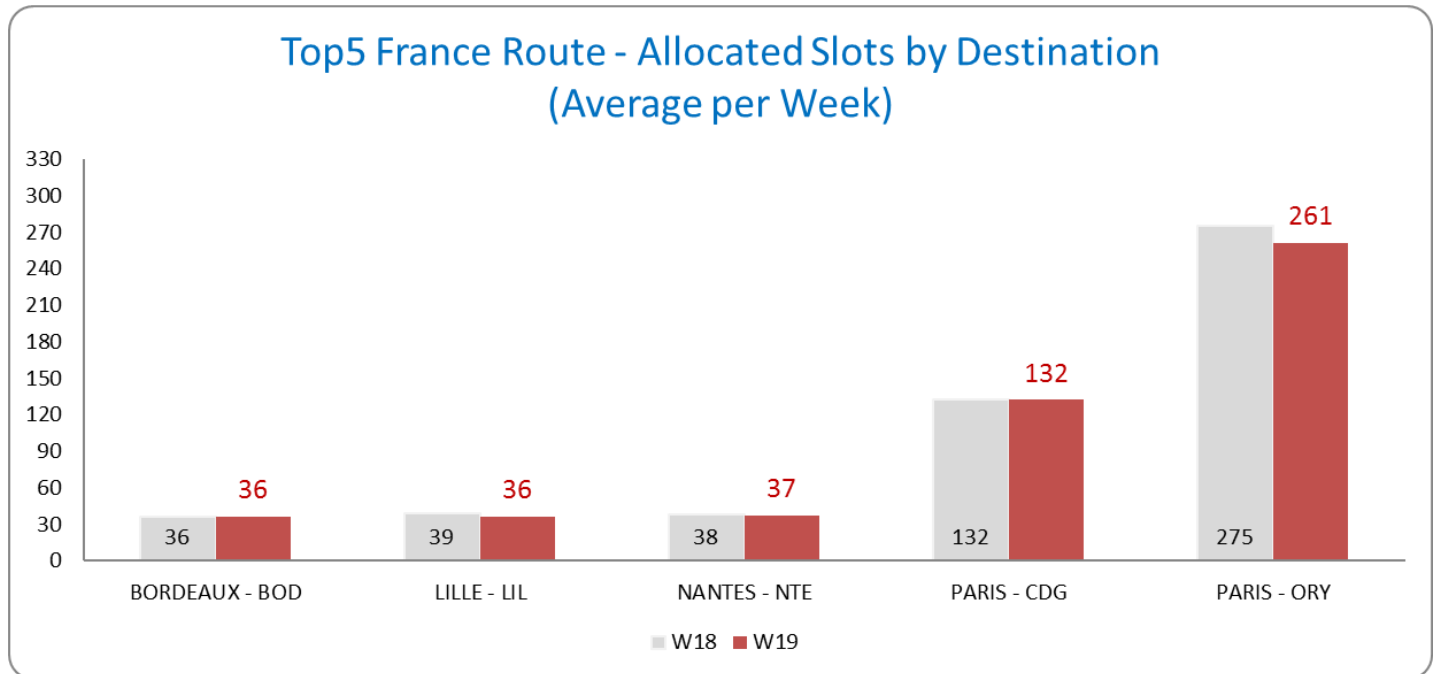
	W18	W19	Evolution
Average Size of Aircraft (Seats)	157	162	2,8%
Total Passenger Seat Offer	5 595 475	5 858 275	4,7%

NCEW19: PASSENGER AIRCRAFT SIZE DISTRIBUTION

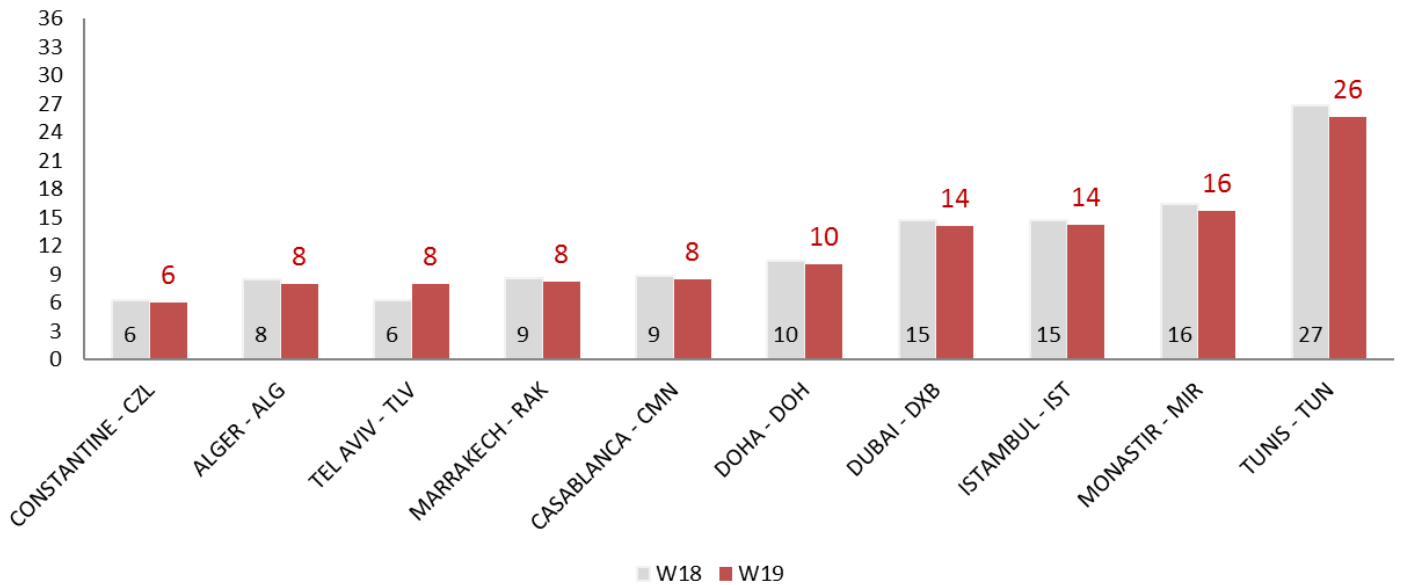


Allocated slots by destination

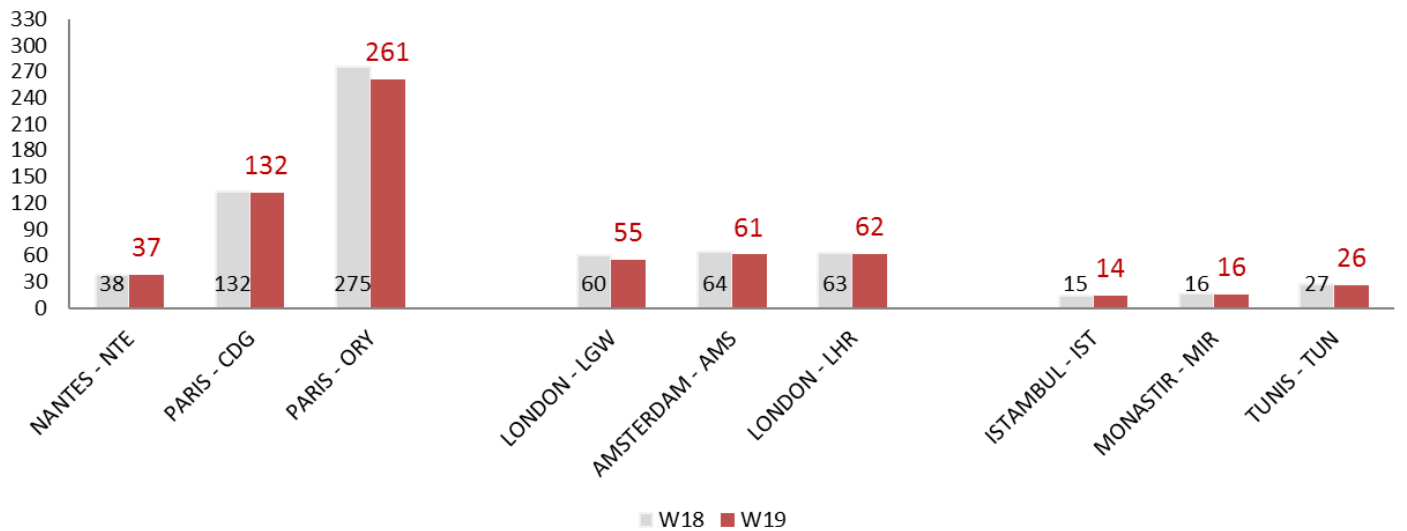
(NCEW18 vs NCEW19)



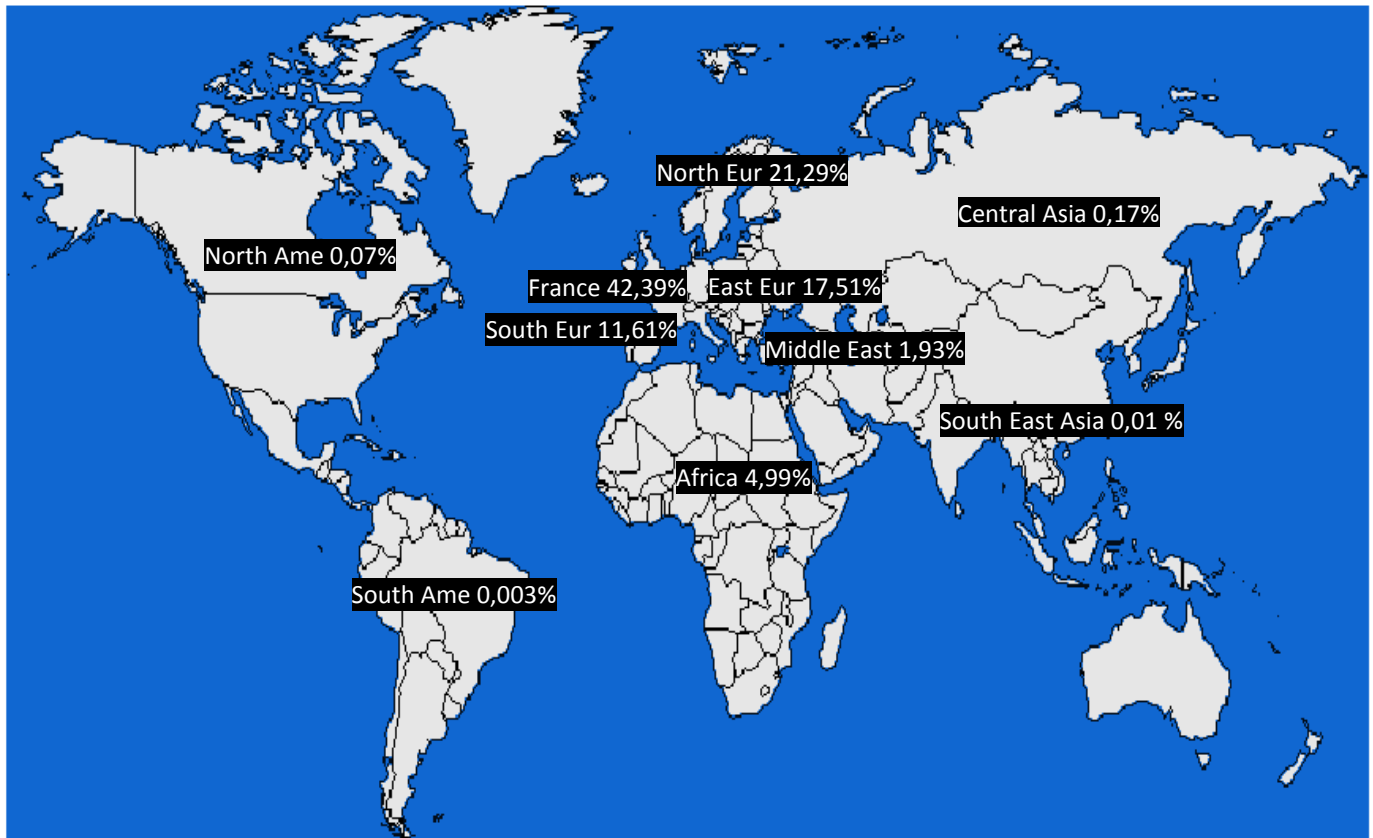
Top10 International Route - Allocated Slots by Destination (Average per Week)



Comparison of first 3 destinations for each group Allocated Slots by Destination (Average per Week)



Geographical distribution of allocated slots



Slots distribution by service type

Group Services for All Destinations	W19	W18
Regular Services	97,37%	97,66%
GA/BA Services	2,10%	1,65%
Freight Services	0,48%	0,48%
Charter Services	0,03%	0,12%
Technical Services	0,02%	0,08%
Others	0,00%	0,01%
	100%	100%

NCE W19 - Airport Coordination Parameters

Runway scheduling limits:

Works period on Nice Côte d'Azur airport:

From the 28th of October to the 20st of December 2019

From the 6th of January to the 6th of March 2020

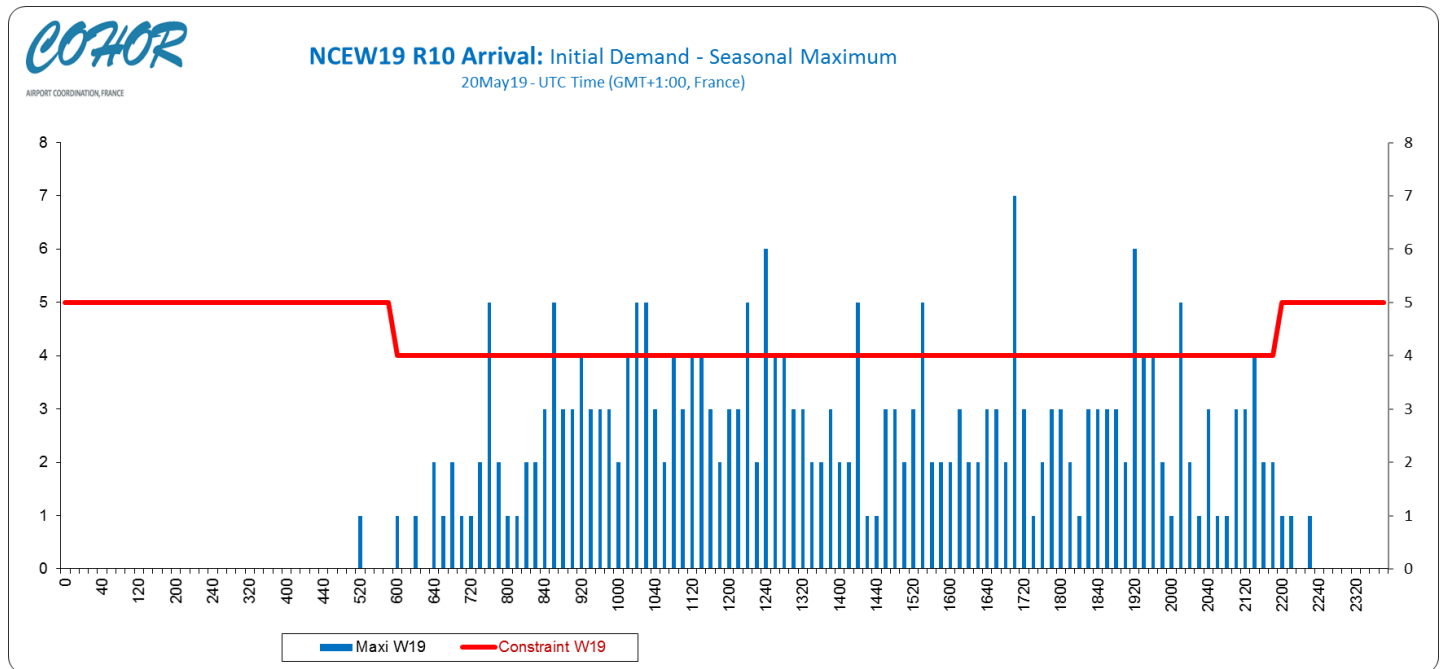
NCE RUNWAY CAPACITY W19 DURING WORKS PERIOD							
	Arrivals	Arrivals	Departures	Departures	Departures	Total	Total
Local Time	/10min	/60min with a 10min step	/10min	/60min	/60 min with a 10min step	/10min	/60min with a 10 min step
07:00-22:59	4	20	7	-	24	7	40
23:00-06:59	5	12	5	-	12	6	22

Terminal constraints: None

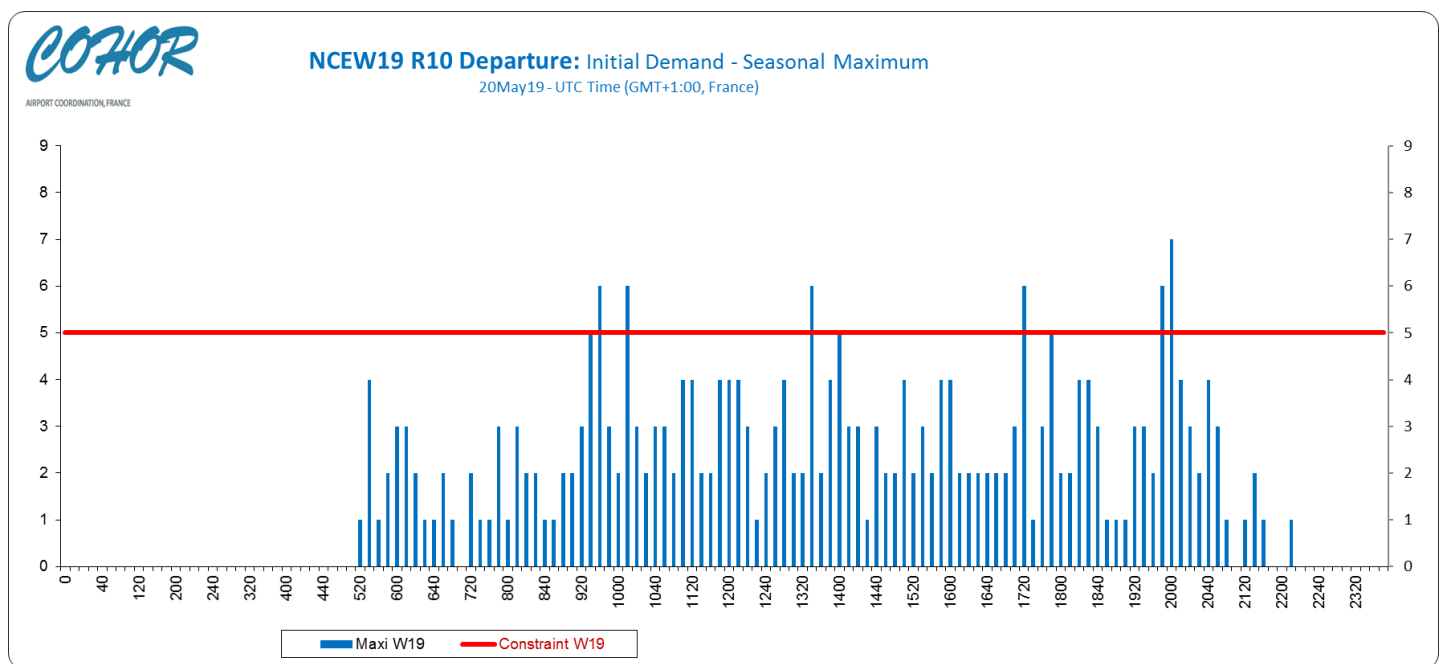
Parking constraints: Turnrounds over 4 hours are submitted to stand allocation

Graphics: Initial demand

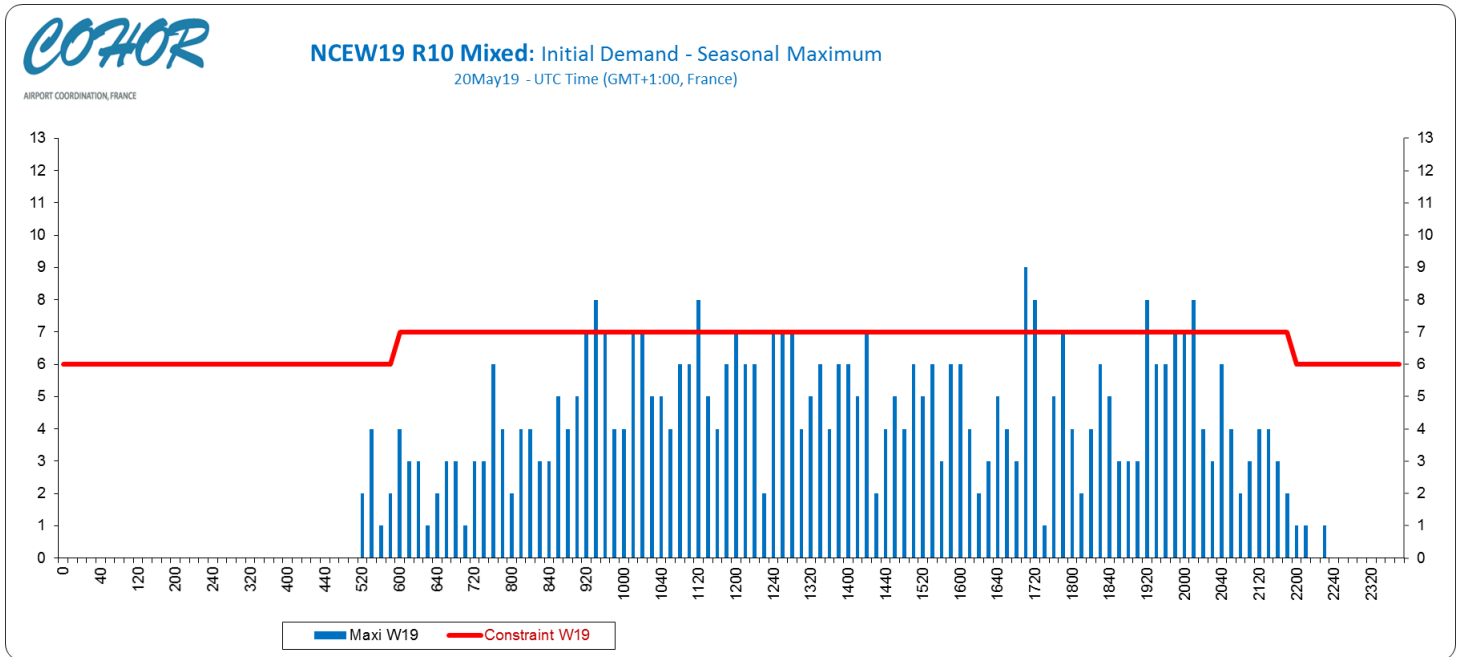
NCEW19 R10 Arrival



NCEW19 R10 Departure

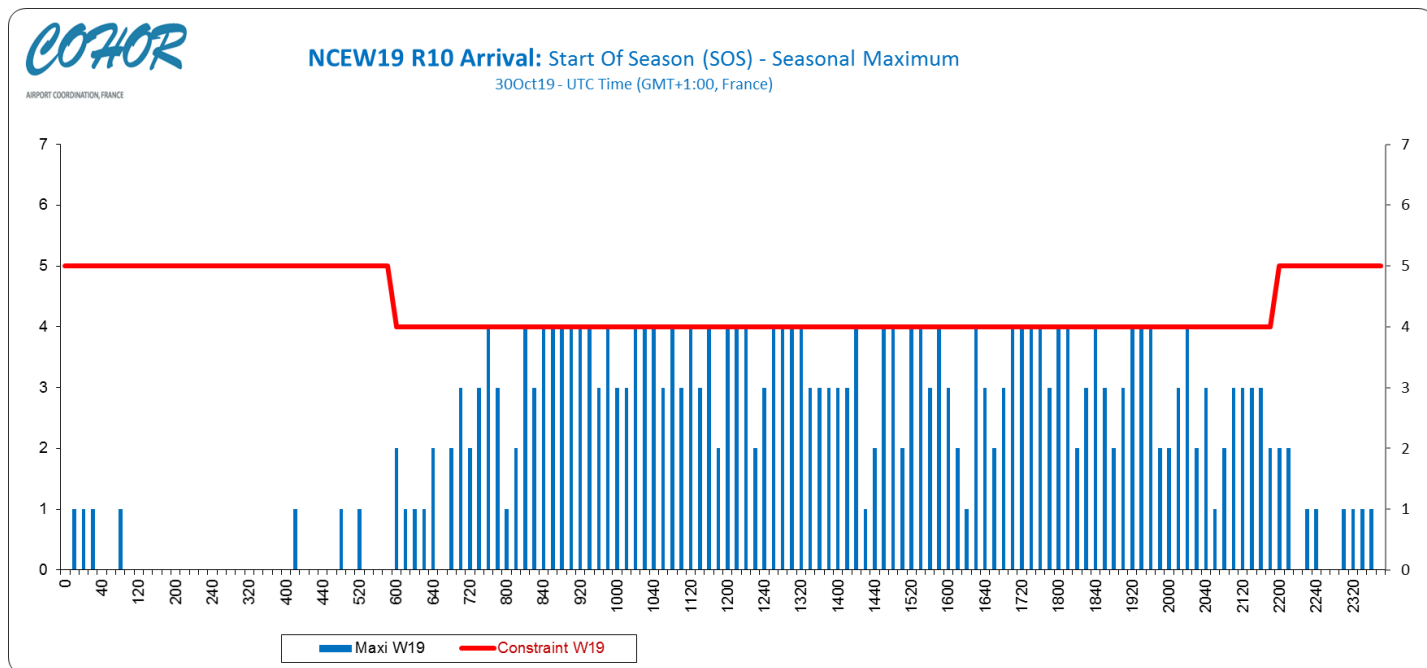


NCEW19 R10 Mixed

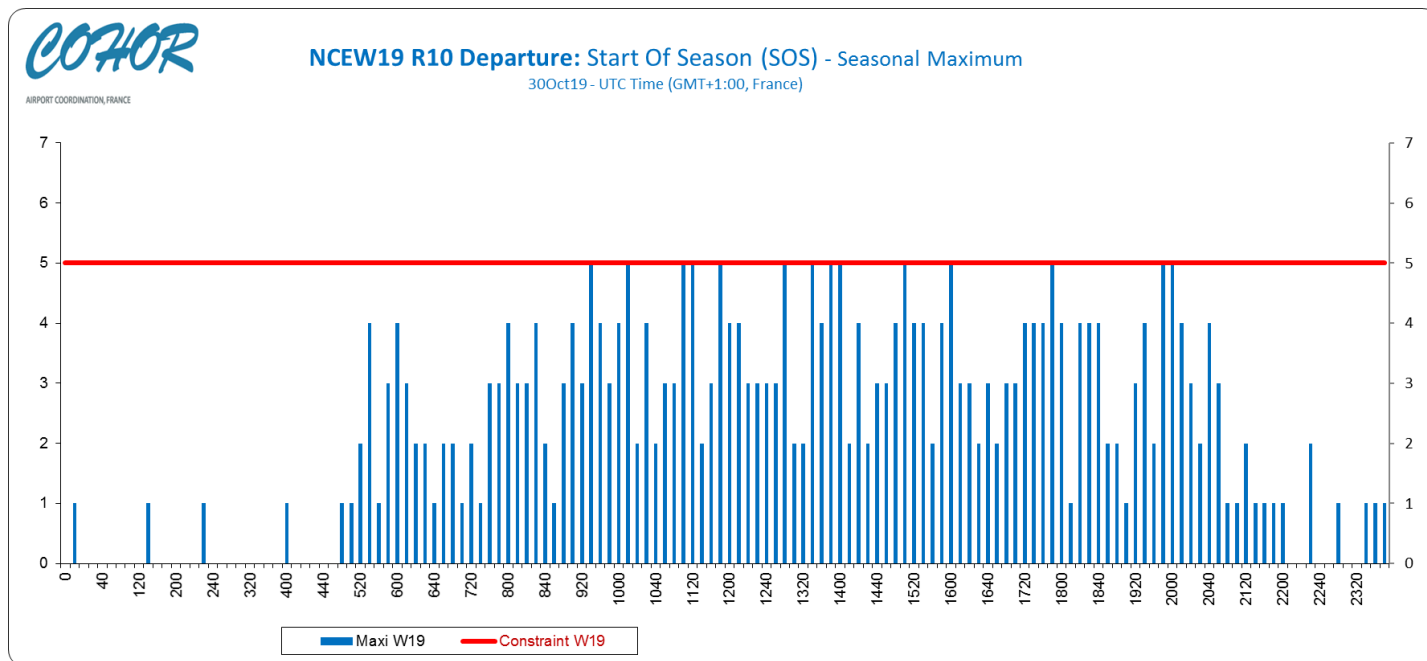


Graphics: SOS Allocated slots

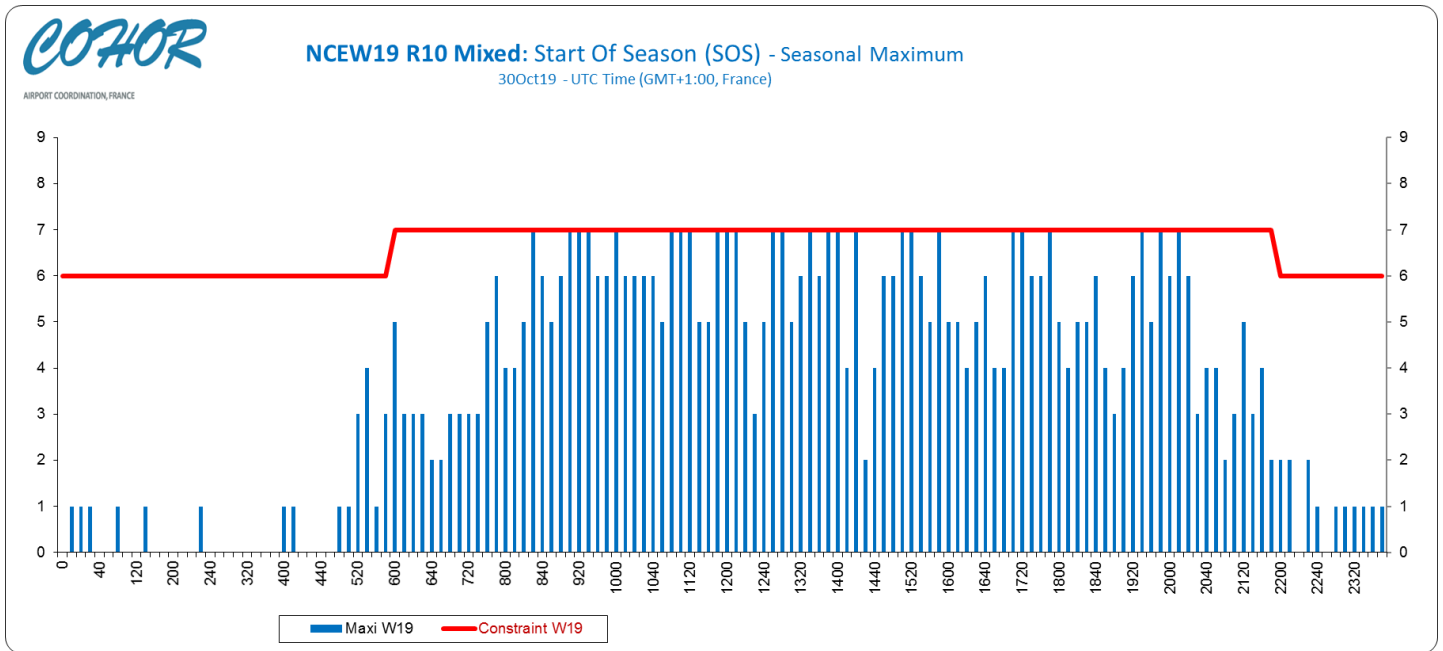
NCEW19 R10 Arrival



NCEW19 R10 Departure



NCEW19 R10 Mixed



Slots allocation by operator

Airline	Total Slot
AEGEAN AIRLINES	38
AER LINGUS	4
AEROFLOT RUSSIAN AIRLINES	396
AIR ALGERIE	308
AIR BALTIC	60
AIR CORSICA	2168
AIR FRANCE	8294
AIR NOSTRUM	610
ALITALIA	836
AUSTRIAN AIRLINES	274
BA Cityflyer	82
Blue Air Aviation	88
BRITISH AIRWAYS	1838
Brussels Airlines	612
CODE ASSISTANT AVIAPARTNER	180
CODE ASSISTANT SWISSPORT	127
CSA CZECH AIRLINES	6
DREAMJET	1
EASYJET AIRLINE	1358
EASYJET EUROPE	7596
EASYJET SWITZERLAND	948
EL AL	88
EMIRATES	308
ENTER AIR	8
EUROWINGS	240
FEDEX EXPRESS	176
FINNAIR	18
IBERIA EXPRESS	306
JET TIME	2
JET2.COM	54
KLM	932
Lauda Motion GmbH	88
LOT POLISH AIRLINES	308
LUFTHANSA	1762
LUXAIR	308
NETJETS TRANSPORTES AEREOS S.A.	154
NORWEGIAN	312
Norwegian Air International Ltd	204
NOUVELAIR TUNISIE	308
QATAR AIRWAYS	220
ROSSIYA AIRLINES	88
ROYAL AIR MAROC	186

Airline	Total Slot
RYANAIR LTD	332
SCANDINAVIAN AIRLINES	342
SIBERIA AIRLINES	132
SIGNATURE FLIGHT SUPPORT	320
SkyUp Airlines	6
SPRINTAIR	2
SWISS INTERNATIONAL AIRLINES	996
TAP PORTUGAL	378
TAROM	20
THY TURKISH AIRLINES	308
TRANSAVIA AIRLINES	278
TUI fly Belgium	2
TUNISAIR	686
VOLGA DNEPR AIRLINES	2
VOLOTEA	489
VUELING AIRLINES	368
WIZZ AIR	610