

# Paris - Charles de Gaulle Airport CDG/LFPG

## Winter 2021 - Start Of Season Report

Report data extraction date: 03 November 2021

### Table of contents

<b>EVOLUTION OF ALLOCATED SLOTS AT THE START OF SEASON (SOS)</b> .....	<b>2</b>
<b>TOTAL SLOTS BY OPERATOR – TOP15</b> .....	<b>2</b>
<b>SLOTS DISTRIBUTION PER ALLIANCE</b> .....	<b>4</b>
<b>SIZE OF AIRCRAFT</b> .....	<b>5</b>
<b>ALLOCATED SLOTS BY DESTINATION</b> .....	<b>6</b>
<b>GEOGRAPHICAL DISTRIBUTION OF ALLOCATED SLOTS</b> .....	<b>8</b>
<b>SLOTS DISTRIBUTION BY SERVICE TYPE</b> .....	<b>8</b>
<b>CDG W21 - AIRPORT COORDINATION PARAMETERS</b> .....	<b>9</b>
<b>GRAPHICS : INITIAL DEMAND</b> .....	<b>10</b>
<b>GRAPHICS : SOS ALLOCATED SLOTS</b> .....	<b>12</b>
<b>SLOTS ALLOCATION BY OPERATOR</b> .....	<b>14</b>

The contents of this report may not be reproduced without the written consent of COHOR.

## Evolution of allocated slots at the Start Of Season (SOS)

Winter 2020 (22 weeks): 141 061 Allocated Slots

Winter 2021 (21 weeks): 171 407 Allocated Slots

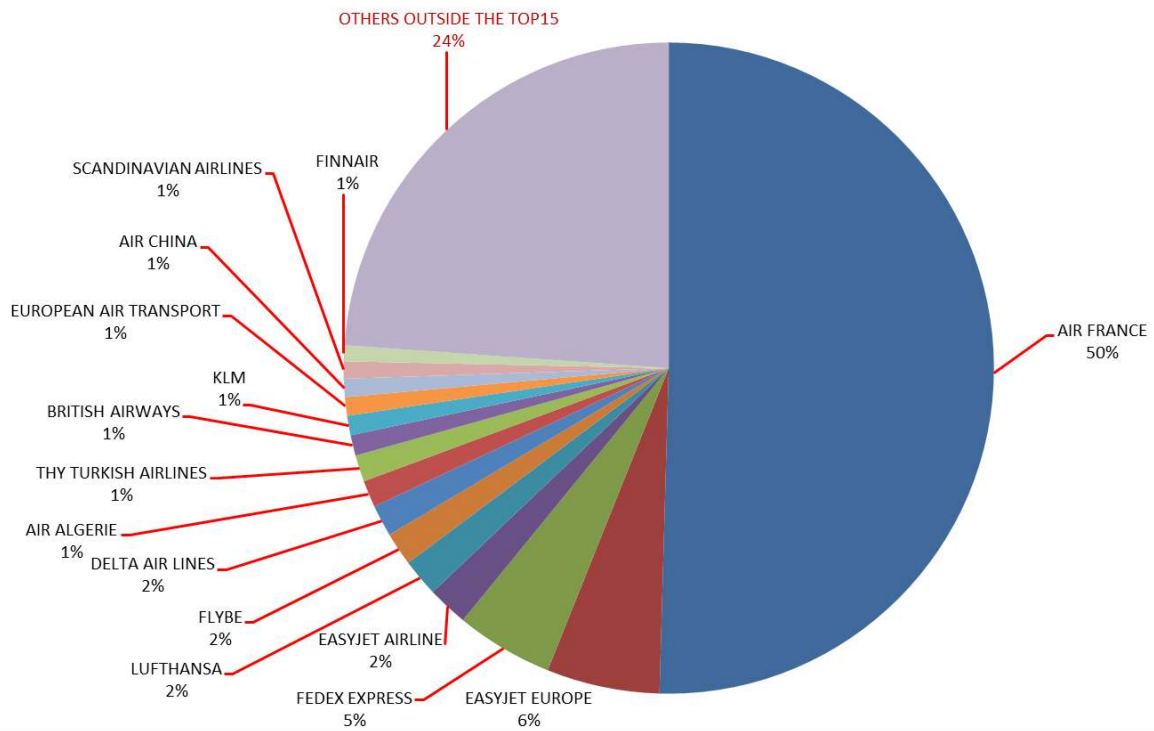
Allocated slots at SOS increased by  +21,51% from W20 to W21 (on average per week).

Slots Allocated OK W21: 97,07%

## Total slots by operator – TOP15

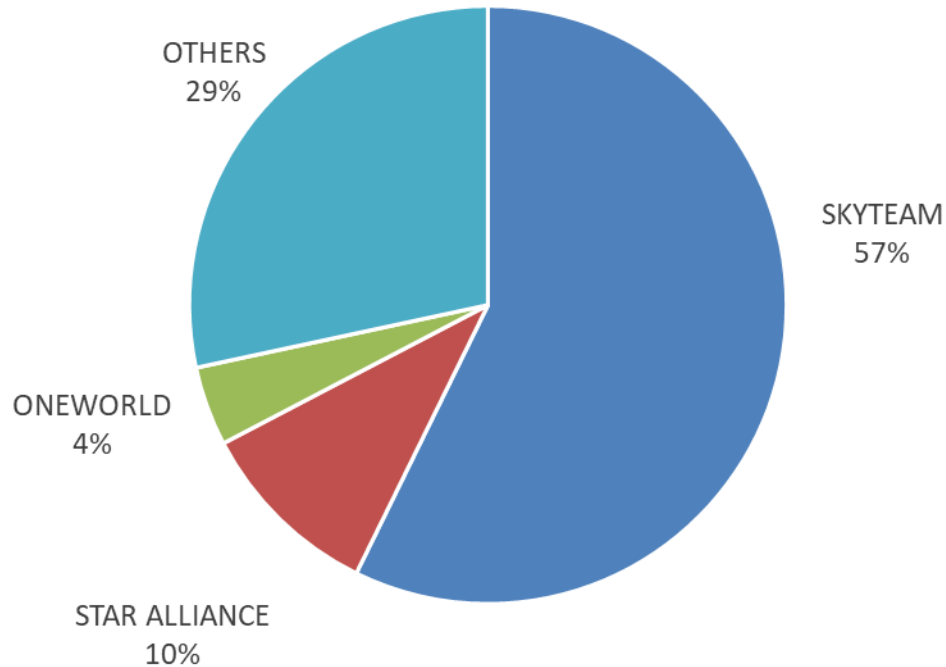
Airline	W20	%SHARE W20	W21	%SHARE W21	%CHANGE (on average per week)
AIR FRANCE	77607	55,02%	86483	50,45%	16,74%
EASYJET EUROPE	3749	2,66%	9631	5,62%	169,13%
FEDEX EXPRESS	7217	5,12%	8287	4,83%	20,29%
EASYJET AIRLINE	1460	1,04%	3459	2,02%	148,20%
LUFTHANSA	1599	1,13%	3198	1,87%	109,52%
FLYBE	3032	2,15%	2834	1,65%	-2,08%
DELTA AIR LINES	910	0,65%	2694	1,57%	210,14%
AIR ALGERIE	2044	1,45%	2280	1,33%	16,86%
THY TURKISH AIRLINES	2102	1,49%	2268	1,32%	13,04%
BRITISH AIRWAYS	1696	1,20%	1744	1,02%	7,73%
KLM	1480	1,05%	1660	0,97%	17,50%
EUROPEAN AIR TRANSPORT	1426	1,01%	1580	0,92%	16,08%
AIR CHINA	1270	0,90%	1544	0,90%	27,36%
SCANDINAVIAN AIRLINES	876	0,62%	1466	0,86%	75,32%
FINNAIR	1209	0,86%	1349	0,79%	16,89%
OTHERS	33 384	23,67%	40 930	23,88%	28,44%
GRAND TOTAL	141 061	100,00%	171 407	100,00%	27,30%
Part of AF/KL Group*	79 088	56,07%	88 144	51,42%	16,76%
* AIRFRANCE - HOP - KLM - TRANSAVIAFRANCE - TRANSAVIAHOLLANDE					
TOP15	107 677	76,33%	130 477	76,12%	26,94%

### CDGW21 Start Of Season - Distribution by Airline



## Slots distribution per alliance

Airline Alliance: % Share CDGW21 - Start Of Season



**ONEWORLD - Members Airlines** (source : [fr.oneworld.com](http://fr.oneworld.com) 30Oct20)

AMERICAN AIRLINES - BRITISH AIRWAYS - CATHAY PACIFIC - FINNAIR - IBERIA - JAPAN AIRLINES - MALAYSIA AIRLINES - QANTAS - QATAR AIRWAYS - ROYAL JORDANIAN - S7 AIRLINES - SRI LANKAN AIRLINES

**SKYTEAM - Members Airlines** (source : [skyteam.com](http://skyteam.com) 30Oct20)

AEROFLOT - AEROLINEAS ARGENTINAS - AEROMEXICO - AIR EUROPA - AIRFRANCE - ALITALIA - CHINA AIRLINES - CHINA EASTERN - CZECH AIRLINES - DELTA - GARUDA INDONESIA - ITA AIRWAYS - KENYA AIRWAYS - KLM - KOREAN AIR - MEA - SAUDIA - TAROM - VIETNAM AIRLINES - XIAMENAIR

**STAR ALLIANCE - Members Airlines** (source : [staralliance.com](http://staralliance.com) 30Oct20)

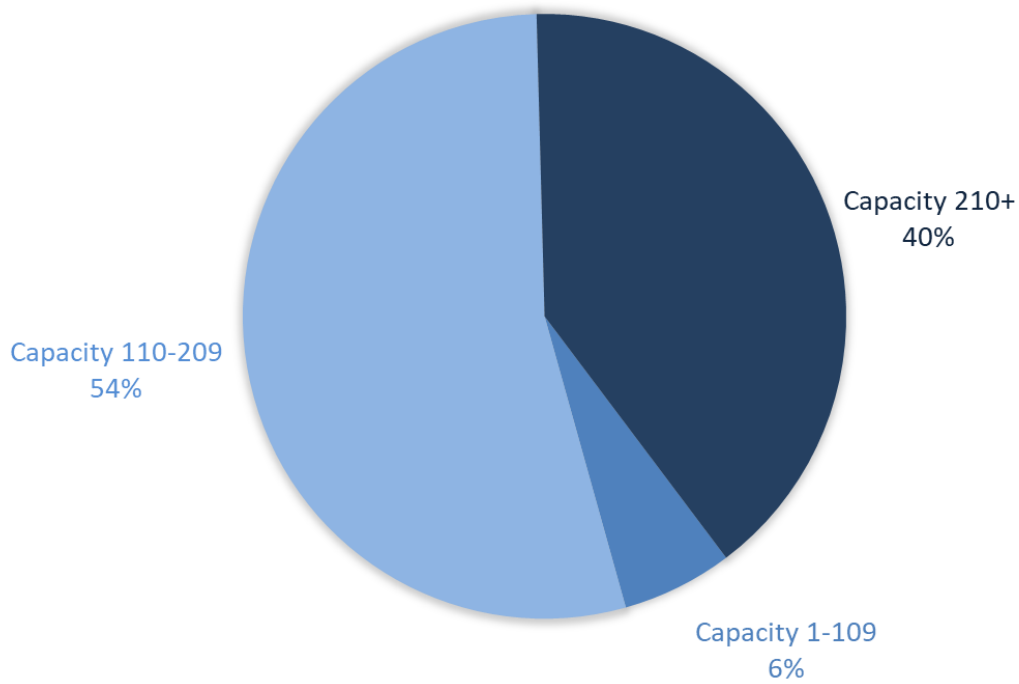
AEGEAN - AIR CANADA - AIR CHINA - AIR INDIA - AIR NEW ZEALAND - ANA - ASIANA AIRLINES - AUSTRIAN - AVIANCA - BRUSSELS AIRLINES - COPA AIRLINES - CROATIA AIRLINES - EGYPTAIR - ETHIOPIAN - EVA AIR - LOT POLISH AIRLINES - LUFTHANSA - SCANDINAVIAN AIRLINES - SHENZHEN AIRLINES - SINGAPORE AIRLINES - SOUTH AFRICAN AIRWAYS - SWISS - TAP PORTUGAL - THAI - TURKISH AIRLINES - UNITED

## Size of aircraft

	W20	W21	Evolution
Average Size of Aircraft (Seats)	197	197	0%
Total Passenger Seat Offer	24 783 479	30 353 596	N/A

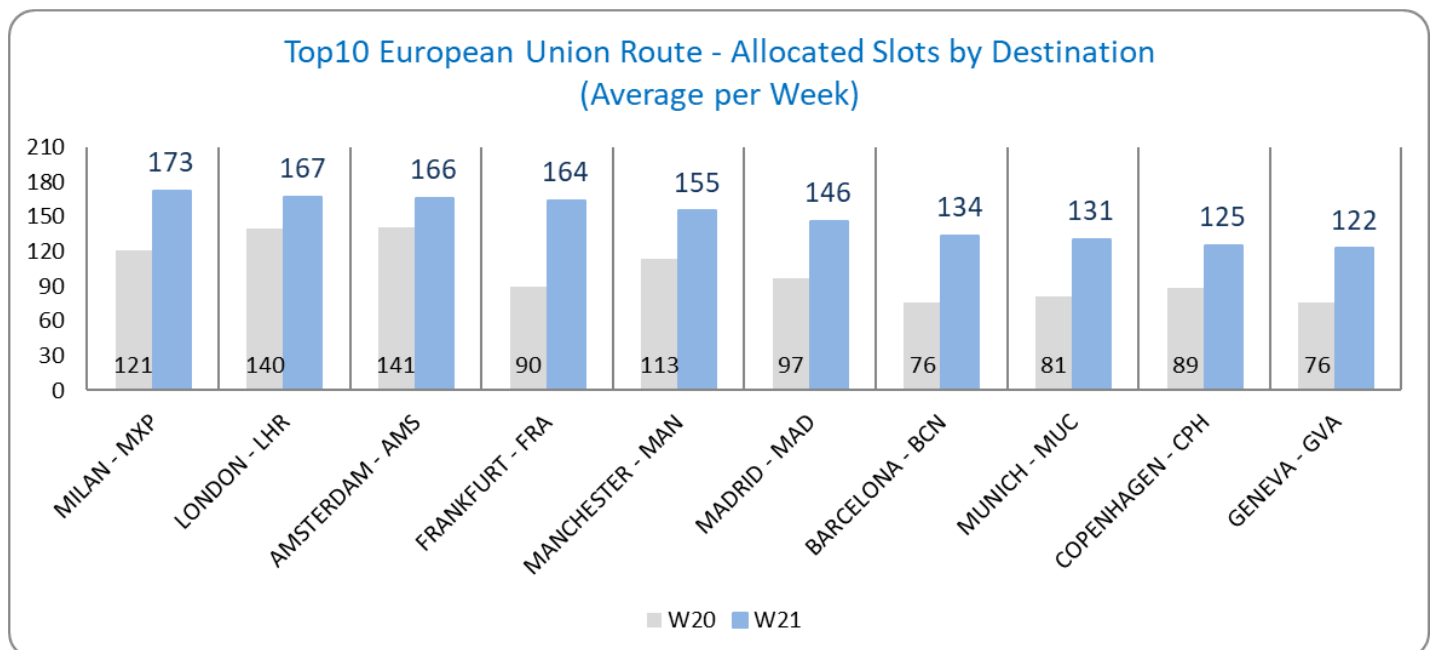
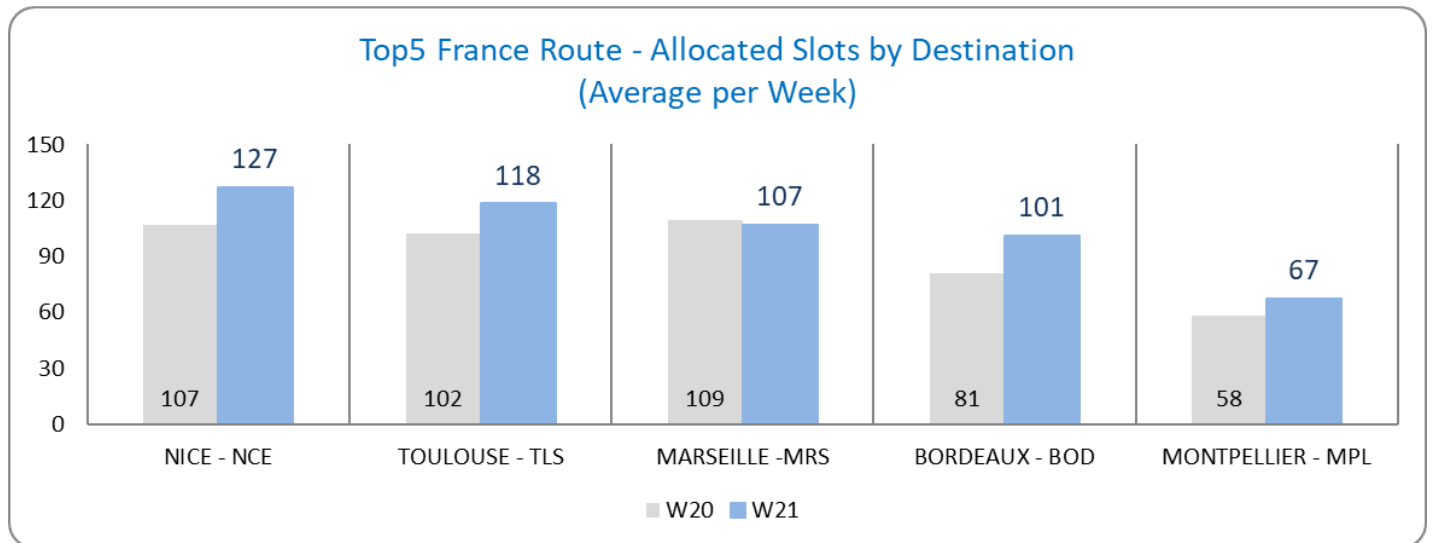
\*N/A DUE TO DIFFERENT NUMBER OF WEEK BETWEEN W20 AND W21

NCEW21 : PASSENGER AIRCRAFT SIZE DISTRIBUTION

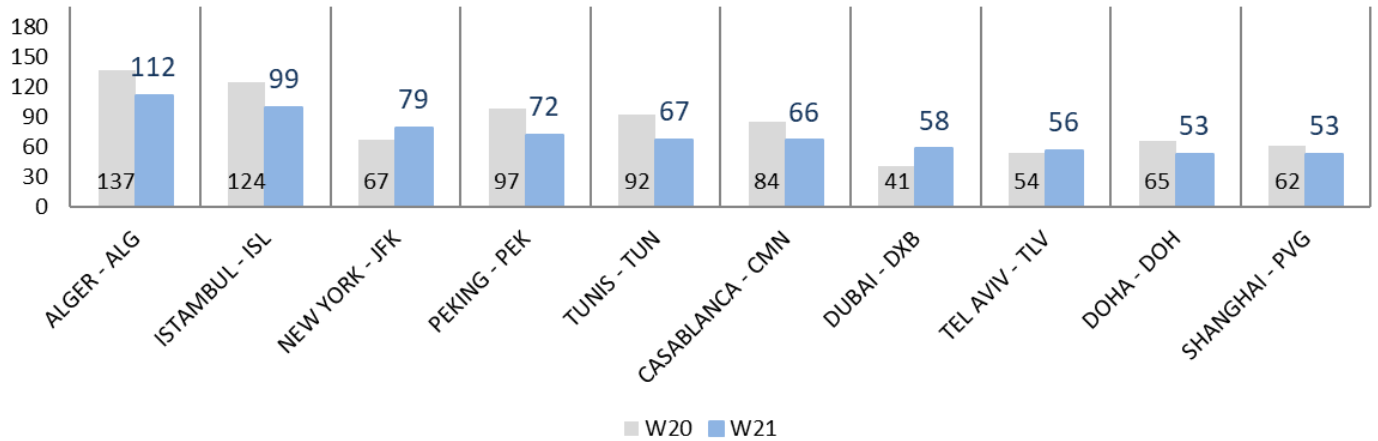


## Allocated slots by destination

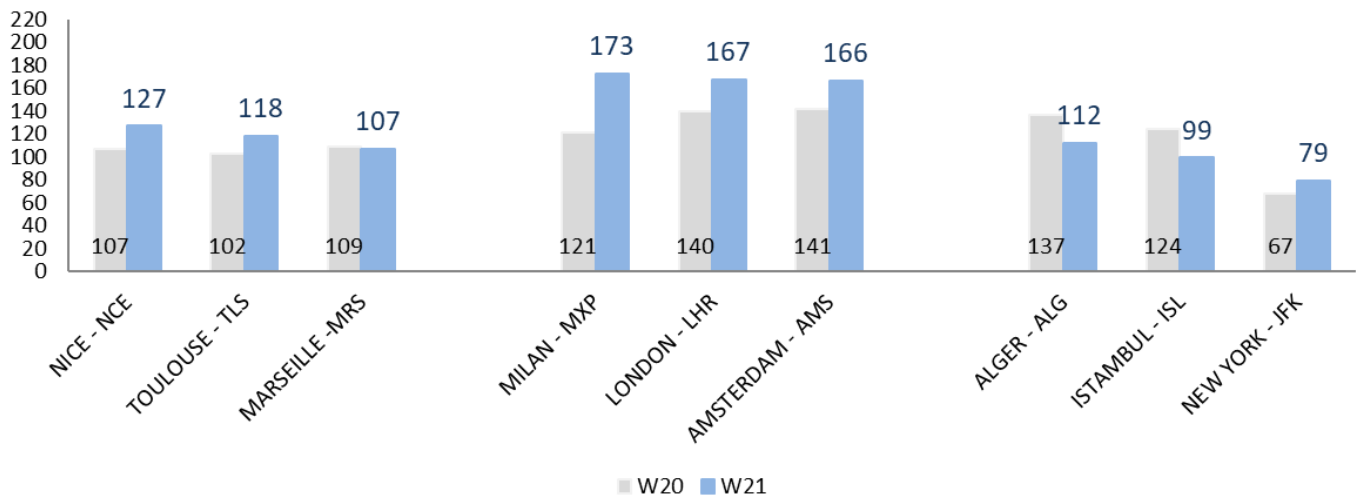
(CDGW21 vs CDGW20)



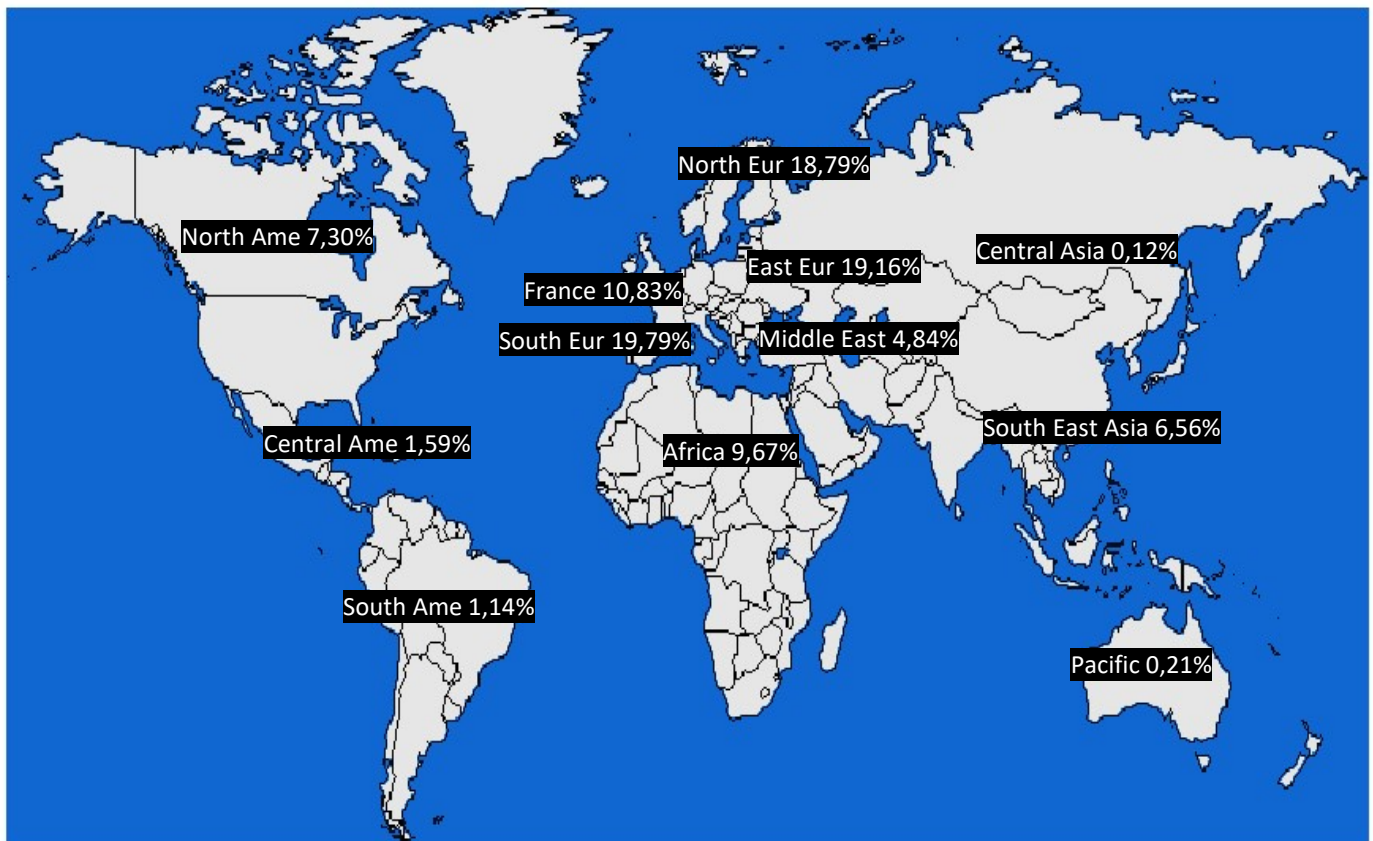
Top10 International Route Route - Allocated Slots by Destination  
(Average per Week)



Comparison of first 3 destinations for each group  
Allocated Slots by Destination  
(Average per Week)



## Geographical distribution of allocated slots



## Slots distribution by service type

Group Services for All Destinations	W21	W20
Regular Services	89,94%	88,96%
Freight Services	9,51%	10,28%
Charter Services	0,31%	0,35%
Technical Services	0,22%	0,39%
Special Services	0,00%	
Others	0,02%	0,02%
	100%	100%



## CDG W21 - Airport Coordination Parameters

### Runway scheduling limits:

Order of October 11th, 2016 updating the modified order of October 19th, 1999 set the airport capacity of Paris-Charles-de-Gaulle:

		CDG RUNWAY CAPACITY W21						
TU	Local time	Arrivals	Arrivals	Arrivals	Departures	Departures	Departures	Total arrivals + departures /hour
		/10 min	/hour	per rolling hour	/10 min	/hour	per rolling hour	
0 h à 0 h 59	1 h à 1 h 59	7 (6)	20	73	7 (6)	25	78	40
1 h à 1 h 59	2 h à 2 h 59	7 (6)	20	73	7 (6)	20	78	32
2 h à 2 h 59	3 h à 3 h 59	7 (6)	20	73	7 (6)	20	78	32
3 h à 3 h 59	4 h à 4 h 59	7 (6)	20	73	7 (6)	20	78	32
4 h à 4 h 59	5 h à 5 h 59	8 (2)	30	73	7 (6)	25	78	40
5 h à 5 h 59	6 h à 6 h 59	11 (1)	41	73	8(2)	38	78	67
6 h à 6 h 59	7 h à 7 h 59	12 (3)	50	73	13(3)	66	78	103
7 h à 7 h 59	8 h à 8 h 59	13 (1)	62	73	12 (3)	62	78	109
8 h à 8 h 59	9 h à 9 h 59	12 (3)	62	73	13 (2)	64	78	120
9 h à 9 h 59	10 h à 10 h 59	12 (3)	60	73	13 (1)	67	78	111
10 h à 10 h 59	11 h à 11 h 59	12 (3)	61	73	13 (1)	63	78	112
11 h à 11 h 59	12 h à 12 h 59	12 (3)	54	73	13 (2)	65	78	111
12 h à 12 h 59	13 h à 13 h 59	12 (3)	55	73	13 (3)	70	78	110
13 h à 13 h 59	14 h à 14 h 59	13 (3)	58	73	13 (1)	63	78	105
14 h à 14 h 59	15 h à 15 h 59	13 (1)	56	73	13(3)	65	78	108
15 h à 15 h 59	16 h à 16 h 59	12(1)	56	73	13 (1)	63	78	107
16 h à 16 h 59	17 h à 17 h 59	13 (3)	61	73	12 (3)	62	78	107
17 h à 17 h 59	18 h à 18 h 59	13 (1)	60	73	13 (2)	62	78	111
18 h à 18 h 59	19 h à 19 h 59	13 (3)	64	73	12 (3)	62	78	109
19 h à 19 h 59	20 h à 20 h 59	13 (1)	56	73	14 (2)	64	78	108
20 h à 20 h 59	21 h à 21 h 59	12 (3)	53	73	13 (2)	55	78	99
21 h à 21 h 59	22 h à 22 h 59	13(1)	47	73	11 (6)	41	78	80
22 h à 22 h 59	23 h à 23 h 59	8 (6)	40	73	10 (6)	30	78	62
23h à 23h 59	0 h à 0 h 59	7 (6)	30	73	7 (6)	25	78	40

The acronym N (M) means that during the corresponding hour, a maximum of N movement can be scheduled for M period of 10 minutes, N-1 movement during the 6-M others periods of 10 minutes, provided that the other constraints in the corresponding hour are not exceeded.

### Terminal constraints:

The maximum departing passengers flows per hour by terminal are:

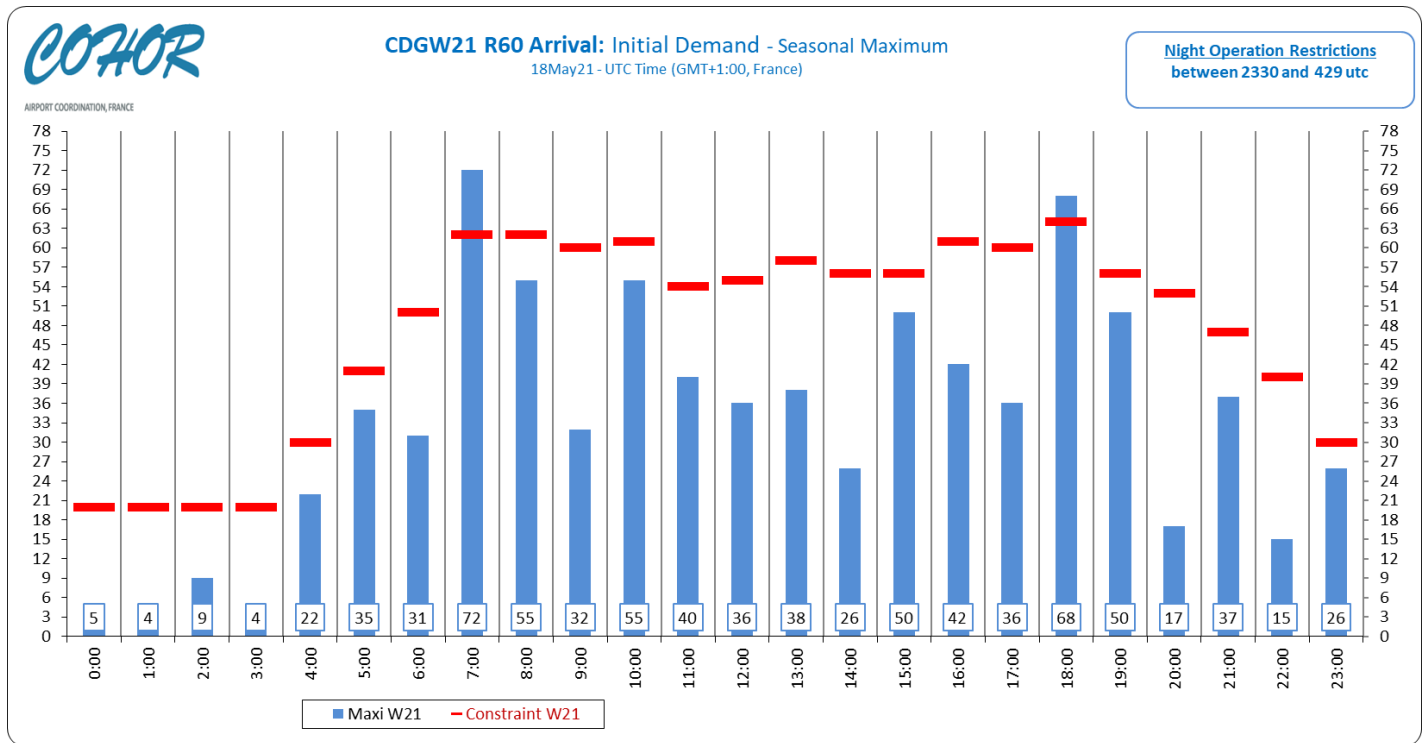
Capacité des terminaux	
Terminal	Flux maximal de passagers/heure au départ
T1	2000
T3	1000
T2A	1000
T2C	800
T2B	1500
T2D	
T2E	5600
T2F	2800
T2G	700

These constraints are implemented by COHOR to warn carriers of possible difficulties in CDG terminals.

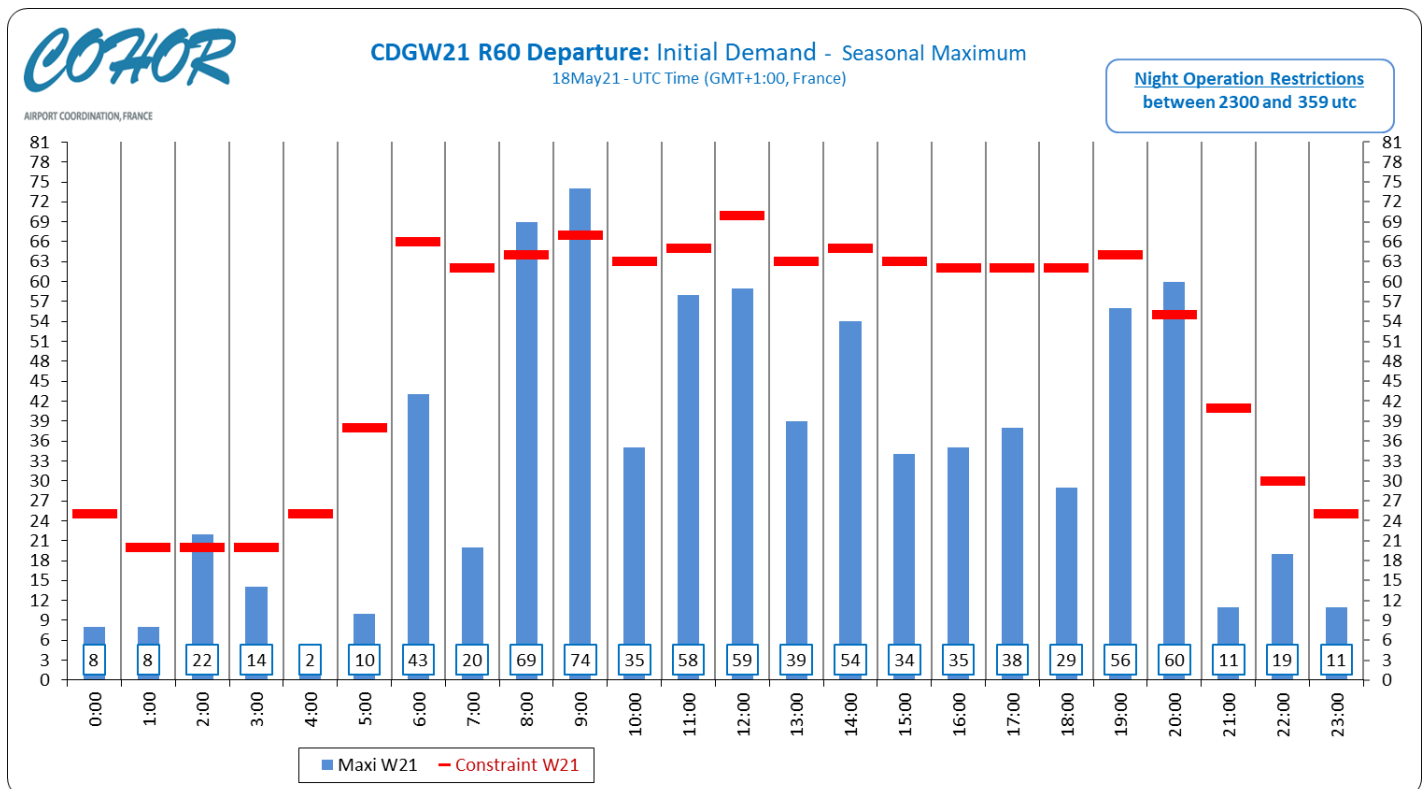
Cooperation between these carriers and Aéroports de Paris is required to find solutions.

# Graphics : Initial Demand

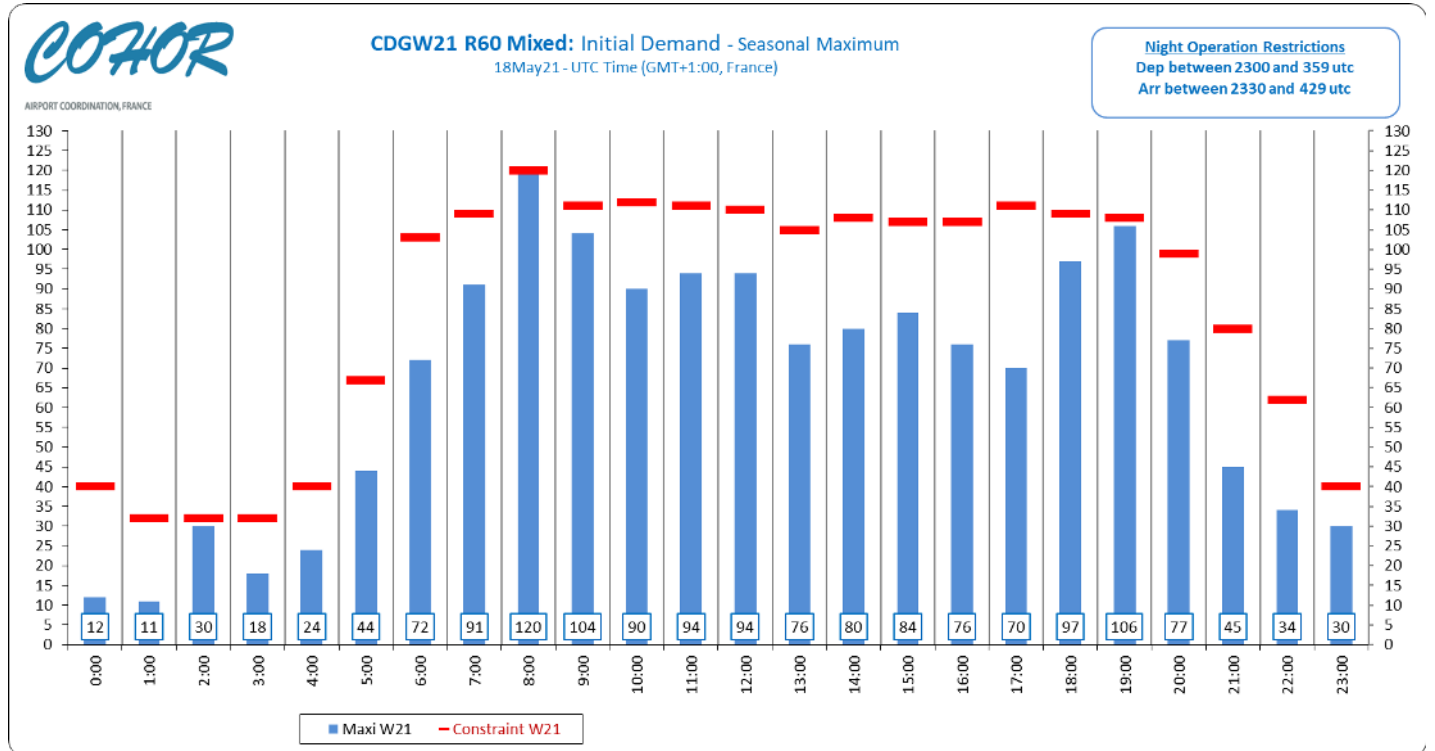
## CDGW21R60 Arrival



## CDGW21 R60 Departure

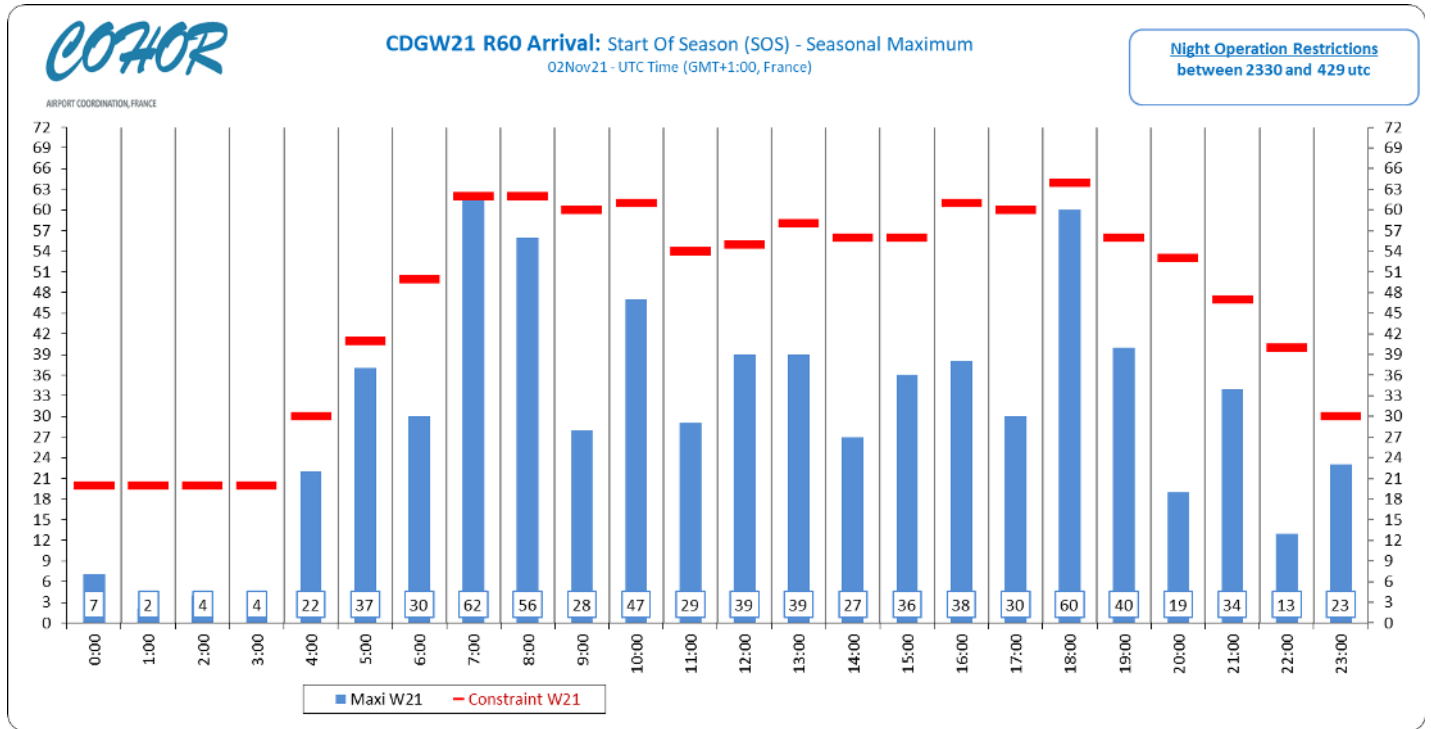


CDGW21 R60 Mixed

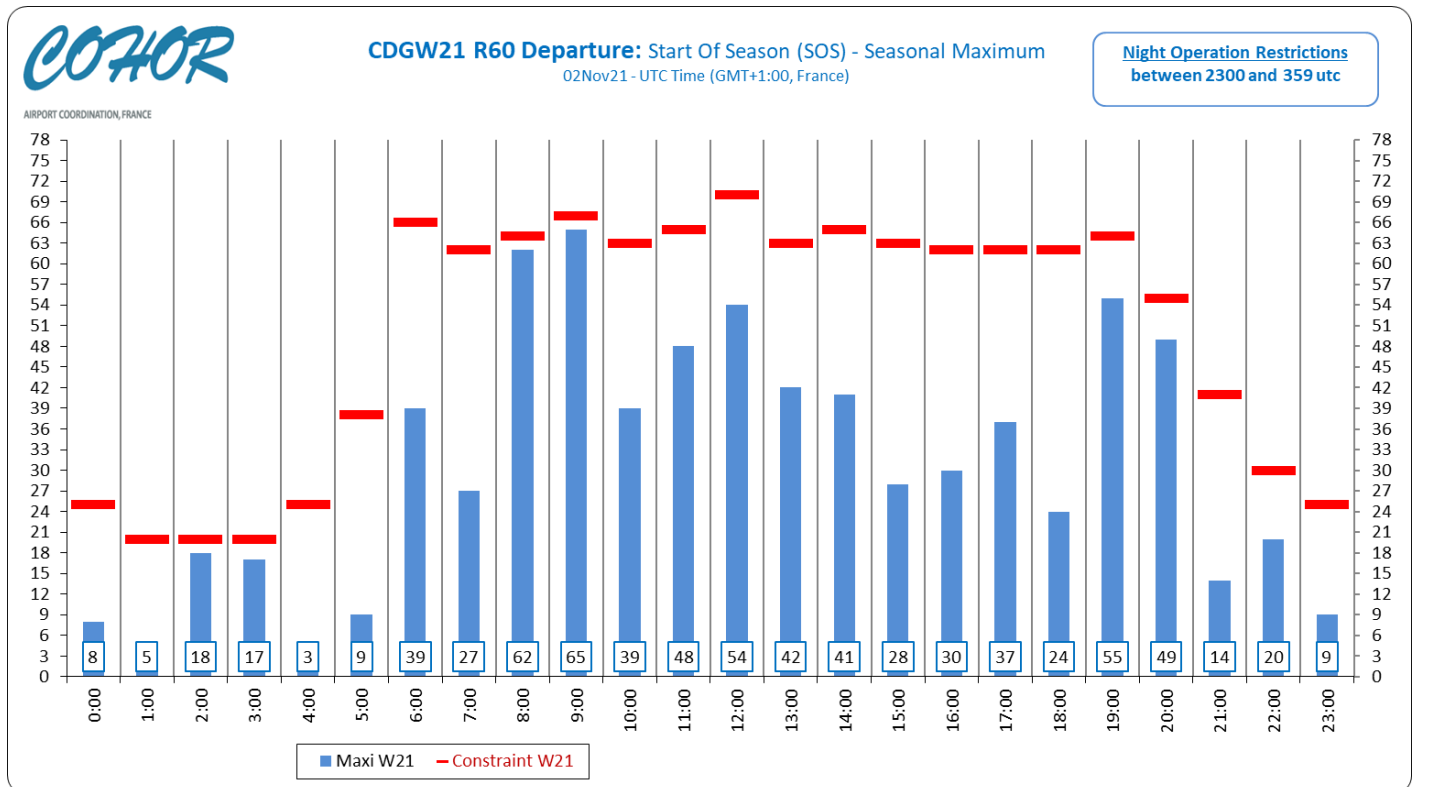


# Graphics : SOS Allocated slots

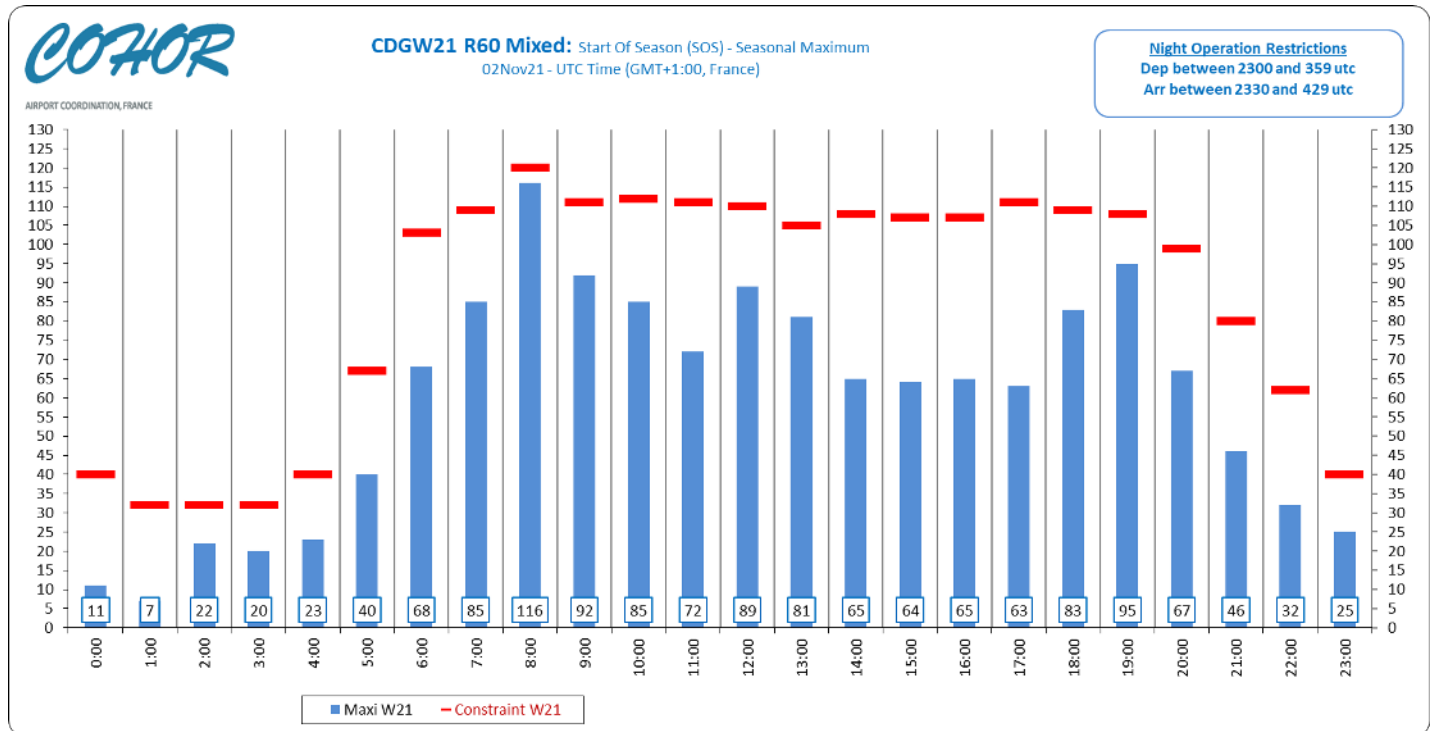
## CDGW21 R60 Arrival



## CDGW21 R60 Departure



CDGW21 R60 Mixed



## Slots allocation by operator

Airline	Total Slot
AEGEAN AIRLINES	884
AER LINGUS	1154
AEROFLOT RUSSIAN AIRLINES	1150
AEROMEXICO	294
AIR ALGERIE	2280
AIR ARABIA MAROC	386
AIR ATLANTA ICELANDIC	2
AIR AUSTRAL	508
AIR BALTIC	630
AIR CAIRO	90
AIR CANADA	580
AIR CHINA	1544
AIR CONTRACTORS LTD	881
AIR EUROPA	1010
AIR FRANCE	86483
AIR FRANCE HANDLING	18
AIR INDIA	280
AIR MADAGASCAR	59
AIR MALTA	288
AIR MAURITIUS	292
AIR NOSTRUM	172
AIR SENEGAL SA	314
AIR SWEDEN AB	397
AIR TAHITI NUI	154
AIR TRANSAT	296
AIRBRIDGE CARGO	168
ALBA STAR	6
ALL NIPPON AIRWAYS	188
AMELIA INTL - AERO 4 M	4
AMERICAN AIRLINES	952
ARKIA ISRAELI AIRLINES	8
ASIANA AIRLINES	162
ASL AIRLINES FRANCE	1223
ASL Airlines Belgium	207
ASSISTANCE EUROPE HANDLING	10
AURIGNY AIR SERVICES	4
AUSTRIAN AIRLINES	830
AirSERBIA	490
Aircalin	8
Airline Geo Sky LLC	10
BELAVIA BELARUSSIAN AIRLINES	204
BIMAN BANGLADESH AIRLINES	4
BLUEBIRD CARGO	294

Airline	Total Slot
BRITISH AIRWAYS	1744
BULGARIA AIR	212
Bamboo Airways	2
Blue Air Aviation	280
Brussels Airlines	820
CARPATAIR	2
CATHAY PACIFIC	452
CHINA EASTERN AIRLINES	1015
CHINA SOUTHERN AIRLINES	286
CITYJET	1
CORSAIR	15
CROATIA AIRLINES	294
CSA CZECH AIRLINES	310
DELTA AIR LINES	2694
DHL AIR (Austria) GmbH	2
DREAMJET	4
EASTERN AIRWAYS LIMITED	294
EASYJET AIRLINE	3459
EASYJET EUROPE	9631
EGYPTAIR	420
EL AL	660
EMIRATES	882
ENTER AIR	38
ETF AIRWAYS	42
ETHIOPIAN AIRLINES	336
ETIHAD AIRWAYS	538
EUROPEAN AIR TRANSPORT	1580
EUROWINGS	734
EVA AIR	272
Express Air Cargo	208
FEDEX EXPRESS	8287
FINNAIR	1349
FLY ONE	84
FLY PLAY HF	164
FLYBE	2834
FLYR	98
FREE BIRD AIRLINES	44
FREEBIRD AIRLINES EUROPE LIMITED	4
Fly Egypt	126
GARUDA	2
GEORGIAN AIRLINES	2
GULF AIR	290
HAINAN AIRLINES	42
I FLY LTD	26
IBERIA	530
ICELANDAIR	292
IRAN AIR	74

Airline	Total Slot
ITA - Italia Trasporto Aereo	1328
JAPAN AIRLINES	296
JET2.COM	108
KENYA AIRWAYS	134
KLM	1660
KOREAN AIR	339
KUWAIT AIRWAYS	252
LATAM Airlines Group S.A. dba LATAM Airlines Group	260
LOT POLISH AIRLINES	881
LUFTHANSA	3198
LUXAIR	982
MIAT Mongolian Airlines	8
MIDDLE EAST AIRLINES	310
MNG AIRLINES	108
NEOS	2
NORWEGIAN AIR SHUTTLE	210
NOUVELAIR TUNISIE	928
NYXAIR OU	2
Nile Air	4
Norwegian Air International Ltd	116
OMAN AIR	246
QATAR AIRWAYS	1328
ROSSIYA AIRLINES	294
ROYAL AIR MAROC	340
ROYAL JORDANIAN	240
SATA INTERNATIONAL	4
SAUDIA	621
SCANDINAVIAN AIRLINES	1466
SF AIRLINES COMPANY LIMITED	4
SINGAPORE AIRLINES	294
SKY EXPRESS S.A.	298
SRILANKAN AIRLINES	126
STAR AIR	416
SUNDAIR	1
SUNEXPRESS	172
SWISS INTERNATIONAL AIRLINES	1094
TAROM	412
THAI AIRWAYS	490
THY TURKISH AIRLINES	2268
TITAN AIRWAYS	8
TRADE AIR	11
TRANS AEREOS DE CABO VERDE	27
TRANSAVIA FRANCE	1
TRAVEL SERVICE AIRLINES	46
TUI fly Belgium	2
TUNISAIR	2
TURKMENISTAN AIRLINES	24



Airline	Total Slot
UKRAINE INTL AIRLINES	294
UNITED AIRLINES	964
UNITED PARCEL SERVICE	420
URAL AIRLINES	34
VIETNAM AIRLINES	326
VISTARA	202
VOLOTEA	96
VUELING AIRLINES	1244
WESTJET	1
XIAMEN AIR	72